

RESOLUTION NO. 2021-127

East Peoria, Illinois
_____, **2021**

RESOLUTION BY COMMISSIONER _____

BE IT RESOLVED BY THE COUNCIL OF THE CITY OF EAST PEORIA, TAZEWELL COUNTY, ILLINOIS, THAT the Working Cash Budget, hereto attached, for various funds of the City of East Peoria for the Fiscal Year May 1, 2021 to April 30, 2022 for the purpose of Internal Administrative Control of Cash Expenditures be hereby approved and that this Resolution No. 2021-127 be adopted as presented.

APPROVED:

MAYOR

ATTEST:

CITY CLERK

CITY OF EAST PEORIA, ILLINOIS

ANNUAL BUDGET

FISCAL YEAR ENDING APRIL 30, 2022



MAYOR
John P. Kahl

COMMISSIONERS
Daniel Decker Mark Hill
Michael Sutherland Seth Mingus

FUND: GENERAL CORPORATE FUND

ACCOUNT NUMBER	ACCOUNT DESCRIPTION	--2019-- ACTUAL	--2020-- ACTUAL	----- BUDGETED	2021 9 MO. ACTUAL	----- PROJECTED	--2022-- REQUESTED BUDGET	% INC (DEC)
BEGINNING BALANCE							0	
REVENUES								
01-00-0-301	PYMNT-LEU OF PROPERTY TAX	15,000	15,000	15,000	15,000	19,999	15,000	0%
01-00-0-302	NON-HOME RULE SALES TAX	8,378,908	9,774,541	7,882,000	4,521,622	6,028,829	9,500,000	20%
01-00-0-303	1% MUNICIPAL SALES TAXES	8,035,735	8,449,005	6,651,400	3,757,750	5,010,333	7,850,000	18%
01-00-0-307	OUT OF STATE USE TAX	691,928	807,502	750,000	706,599	942,132	1,000,000	33%
01-00-0-311	STATE INCOME TAXES	2,272,076	2,536,410	1,908,300	1,139,492	1,519,323	2,335,000	22%
01-00-0-313	STATE REPLACEMENT TAXES	0	1,559,220	1,800	723,087	964,116	0	(100%)
01-00-0-314	AUTO RENTAL TAX	14,917	14,780	12,500	6,330	8,440	14,000	12%
01-00-0-315	CANABIS TAX	0	3,829	0	24,215	32,287	0	0%
01-00-0-320	LIQUOR LICENSES	123,545	56,275	123,750	88,994	118,659	123,500	0%
01-00-0-321	DOG FINES	2,275	1,525	2,000	1,175	1,566	1,750	(12%)
01-00-0-323	TRAILER PARK LICENSES	100	200	200	50	66	200	0%
01-00-0-328	CONTRACTUAL RECEIPTS	4,290	3,984	4,250	3,679	4,905	4,000	(5%)
01-00-0-329	OTHER LICENSES	7,348	3,747	7,500	3,970	5,293	4,000	(46%)
01-00-0-330	FINES COLLECTED	144,208	209,593	250,000	60,711	80,948	225,000	(10%)
01-00-0-331	DEPARTMENTAL SALES GASOLINE	516	160	0	0	0	0	0%
01-00-0-340	BUILDING PERMIT FEES	41,615	35,279	40,000	19,798	26,397	25,000	(37%)
01-00-0-341	PLUMBING PERMIT FEES	5,309	5,040	4,000	1,600	2,133	4,000	0%
01-00-0-342	ELECTRICAL PERMIT FEES	14,493	27,349	15,000	16,530	22,039	17,500	16%
01-00-0-343	SIGN PERMIT FEES	2,291	1,339	2,000	654	871	1,500	(25%)
01-00-0-344	FIRE REVIEW FEES	20,600	11,650	19,000	8,750	11,666	12,500	(34%)
01-00-0-345	DEMOLITION PERMIT FEES	1,110	590	1,000	285	379	750	(25%)
01-00-0-348	MISCELLANEOUS PERMIT FEES	12,380	45,281	20,000	7,988	10,651	10,000	(50%)
01-00-0-350	RENTALS & LEASES	214,823	216,115	230,000	261,625	348,833	250,000	8%
01-00-0-351	INTEREST INCOME	196,532	223,527	62,500	19,020	25,360	30,000	(52%)
01-00-0-352	EQUIP&PROPERTY&RECYC SALES	23,640	64,669	2,500	29,197	38,929	25,000	900%
01-00-0-355	REIMBURSEMENTS	647,305	255,926	600,000	194,639	259,519	600,000	0%
01-00-0-356	ENERGY AGGREGATION	65,464	72,242	70,000	44,665	59,554	140,000	100%
01-00-0-357	CABLE TV FRANCHISE	402,637	390,426	425,000	204,711	272,948	400,000	(5%)
01-00-0-358	TELECOMMUNICATIONS TAX	493,229	480,722	425,000	228,796	305,062	0	(100%)
01-00-0-359	GAS FRANCHISE FEES	285,990	249,755	188,000	89,300	119,066	250,000	32%
01-00-0-360	SMALL CELL TOWERS	1,400	0	1,000	0	0	0	(100%)
01-00-0-380	MISCELLANEOUS RECEIPTS	3,775	4,275	10,000	5,142	6,856	5,000	(50%)
01-00-0-381	CODE ENFORCEMENT RECEIPTS	13,702	7,229	10,000	7,928	10,570	8,000	(20%)
01-00-0-382	PROPERTY REGISTRATION FEES	0	31,250	25,000	11,529	15,372	25,000	0%
01-00-0-397	TRANS FROM OTHER FUNDS	245,000	0	0	0	0	0	0%
01-00-0-398	TRANS. FROM WORKING CASH FUND	(538)	(686,550)	(2,610,267)	0	0	(2,288,431)	(12%)
TOTAL		22,381,603	24,871,885	17,148,433	12,204,831	16,273,101	20,588,269	20%

FUND: GENERAL CORPORATE FUND

ACCOUNT NUMBER	ACCOUNT DESCRIPTION	--2019-- ACTUAL	--2020-- ACTUAL	----- BUDGETED	2021 9 MO. ACTUAL	----- PROJECTED	--2022-- REQUESTED BUDGET	% INC (DEC)
TOTAL REVENUES:		22,381,603	24,871,885	17,148,433	12,204,831	16,273,101	20,588,269	20%
GOVERNING BODY EXPENSES								
PUBLIC AFFAIRS								
01-01-1-001	SALARIES AND WAGES	46,760	105,303	105,376	78,088	104,117	106,489	1%
01-01-1-021	PRINTING	0	211	500	0	0	500	0%
01-01-1-023	POSTAGE	500	500	500	0	0	500	0%
01-01-1-025	TRAVEL AND MEETING EXPENSES	320	859	2,000	28	37	2,000	0%
01-01-1-035	DUES,SUBSCRIPTIONS,& PUBLICATIN	2,620	2,540	2,500	2,110	2,813	2,500	0%
01-01-1-045	UTILITIES	2,400	2,400	2,400	2,400	3,199	2,400	0%
01-01-1-070	OTHER OPERATING EXPENSES	228	1,326	2,000	999	1,333	2,000	0%
01-01-1-100	OFFICE SUPPLIES	450	282	500	281	374	500	0%
01-01-1-182	EMPLOYEE/COMMISSIONS RELATIONS	6,677	5,477	6,000	1,086	1,449	6,000	0%
TOTAL PUBLIC AFFAIRS		59,955	118,898	121,776	84,992	113,322	122,889	0%
LEGAL DEPARTMENT								
01-01-2-014	SPECIAL ATTORNEYS FEES	409,436	437,032	410,000	322,671	430,228	425,000	3%
01-01-2-069	COURT COSTS,RECORDING,FEES	3,447	2,291	3,000	1,022	1,363	3,000	0%
01-01-2-070	OTHER OPERATING EXPENSES	5,341	13,570	10,000	1,629	2,172	7,500	(25%)
TOTAL LEGAL DEPARTMENT		418,224	452,893	423,000	325,322	433,763	435,500	2%
BOARDS AND COMMISSIONS								
01-01-3-001	FIRE & POLICE COMM SALARIES	7,200	7,200	7,200	5,400	7,200	7,200	0%
01-01-3-014	SPECIAL ATTORNEYS FEES	3,538	3,538	6,000	0	0	6,000	0%
01-01-3-020	CONTRACTUAL SERVICES	1,001	4,596	5,000	0	0	5,000	0%
01-01-3-021	PRINTING	0	76	0	0	0	0	0%
01-01-3-023	POSTAGE	459	0	0	106	142	100	0%
01-01-3-035	DUES,SUBSCRIPTION,PUBLICATIONS	816	870	2,000	0	0	2,000	0%
01-01-3-070	EXAMINATIONS/PHYSICAL	50,700	24,196	9,500	11,158	14,878	9,500	0%
01-01-3-100	OFFICE SUPPLIES	538	370	250	0	0	250	0%
TOTAL BOARDS AND COMMISSIONS		64,252	40,846	29,950	16,664	22,220	30,050	0%
CITY CLERKS BUDGET								
01-01-4-001	SALARIES	77,230	81,082	78,600	58,936	78,582	81,351	3%
01-01-4-021	PRINTING	7,708	5,052	5,000	2,194	2,925	6,000	20%
01-01-4-022	LEGAL PUBLICATIONS,FILING FEES	104	100	500	367	490	500	0%
01-01-4-023	POSTAGE	201	236	200	0	0	200	0%

FUND: GENERAL CORPORATE FUND

ACCOUNT NUMBER	ACCOUNT DESCRIPTION	--2019-- ACTUAL	--2020-- ACTUAL	----- BUDGETED	2021 9 MO. ACTUAL	----- PROJECTED	--2022-- REQUESTED BUDGET	% INC (DEC)
GOVERNING BODY EXPENSES								
CITY CLERKS BUDGET								
01-01-4-025	TRAVEL, TRAINING & MEETING EXP	116	235	0	0	0	250	0%
01-01-4-035	DUES SUB & PUBLICATIONS	747	790	0	0	0	750	0%
01-01-4-045	UTILITIES-TELEPHONE	0	0	0	600	799	600	0%
01-01-4-070	OTHER OPERATING EXP	0	9	0	400	533	0	0%
01-01-4-100	OFFICE SUPPLIES	174	473	100	58	78	100	0%
TOTAL CITY CLERKS BUDGET		86,280	87,977	84,400	62,555	83,407	89,751	6%
CITY ADMINISTRATOR'S BUDGET								
01-01-5-001	SALARIES	153,137	104,084	104,085	78,063	104,084	115,000	10%
01-01-5-020	CONT SERV/CONSULT FEES	550	4,100	10,000	4,100	5,466	0	(100%)
01-01-5-021	PRINTING	0	0	500	0	0	500	0%
01-01-5-023	POSTAGE	598	500	600	0	0	500	(16%)
01-01-5-025	TRAVEL, TRAINING & MEETING EXP	7,234	4,286	3,000	0	0	3,000	0%
01-01-5-035	DUES, SUB & PUBLICATIONS	1,568	1,099	2,500	1,477	1,969	2,500	0%
01-01-5-045	UTILITIES-TELEPHONE	1,200	600	600	600	799	600	0%
01-01-5-052	VEHICLE MAINTENANCE	134	0	0	0	0	0	0%
01-01-5-070	OTHER OPERATING EXP	2,943	379	2,500	109	146	2,000	(20%)
01-01-5-100	OFFICE SUPPLIES	669	1,007	1,000	298	397	1,000	0%
01-01-5-127	OPERATING SUPPLIES	0	336	0	0	0	0	0%
01-01-5-160	CAPITAL/EQUIPMENT	0	0	75,000	0	0	75,000	0%
01-01-5-182	EMPLOYEE RELATIONS	7,954	10,659	10,000	5,856	7,808	10,000	0%
TOTAL CITY ADMINISTRATOR'S BUDGET		175,987	127,050	209,785	90,503	120,669	210,100	0%
TOTAL GOVERNING BODY		804,698	827,664	868,911	580,036	773,381	888,290	2%
ACCOUNTS AND FINANCE EXPENSES								
01-02-0-001	SALARIES AND WAGES	189,676	211,279	193,373	144,880	193,173	203,968	5%
01-02-0-021	PRINTING	2,052	600	2,000	189	252	2,000	0%
01-02-0-022	LEGAL PUBLICATIONS	2,032	1,968	1,950	1,938	2,585	1,950	0%
01-02-0-023	POSTAGE	250	250	250	6	9	250	0%
01-02-0-025	TRAVEL, TRAINING & MEETING EXP	1,670	155	0	0	0	1,500	0%
01-02-0-035	DUES, SUBSCRIPTIONS, PUBLICATION	286	475	0	60	79	535	0%
01-02-0-040	GROUP INSURANCE	3,318,289	3,517,463	3,500,000	2,357,107	3,142,810	3,500,000	0%
01-02-0-045	UTILITIES-TELEPHONE	600	600	600	600	799	600	0%

FUND: GENERAL CORPORATE FUND

ACCOUNT NUMBER	ACCOUNT DESCRIPTION	--2019--	--2020--	----- 2021 -----		--2022--	% INC (DEC)	
		ACTUAL	ACTUAL	BUDGETED	9 MO. ACTUAL	PROJECTED		REQUESTED BUDGET
ACCOUNTS AND FINANCE EXPENSES								
01-02-0-070	OTHER OPERATING EXPENSE	2,481	1,853	1,500	279	372	1,500	0%
01-02-0-100	OFFICE SUPPLIES	546	610	500	275	367	500	0%
01-02-0-181	REVENUE SHARING-SCHOOLS	942,594	974,663	775,000	468,153	624,204	850,000	9%
01-02-0-183	CAPITAL/PUBLIC BUILDING FUND	0	78,193	0	0	0	0	0%
01-02-0-187	CABLE TV FRANCHISE SHARING	75,304	150,173	150,000	71,069	94,759	150,000	0%
01-02-0-197	DEVELOPMENT AGREEMENTS/SP REV	139,516	108,602	125,000	0	0	150,000	20%
TOTAL		4,675,296	5,046,884	4,750,173	3,044,556	4,059,409	4,862,803	2%
TOTAL ACCOUNTS AND FINANCE		4,675,296	5,046,884	4,750,173	3,044,556	4,059,409	4,862,803	2%
PLANNING AND DEVELOPEMENT EXPENSES								
01-03-0-001	SALARIES AND WAGES	209,035	226,996	203,440	160,279	213,706	210,560	3%
01-03-0-004	CONTRACTED INSPECTOR FEES	0	0	0	7,524	10,032	0	0%
01-03-0-020	CONSULTANTS FEES	2,382	9,869	8,000	375	499	8,000	0%
01-03-0-021	PRINTING	0	66	500	0	0	500	0%
01-03-0-023	POSTAGE	511	597	500	0	0	500	0%
01-03-0-025	TRAVEL, TRAINING & MEETING EXP	3,806	3,381	500	0	0	1,000	100%
01-03-0-035	DUES, SUBSCRIPTIONS & PUB	1,473	3,845	500	1,126	1,501	1,500	200%
01-03-0-045	UTILITIES	3,147	3,034	2,750	1,817	2,422	2,750	0%
01-03-0-052	MAINTENANCE & REPAIR VEHICLES	44	82	200	509	679	500	150%
01-03-0-069	FARMER'S MARKET	1,804	34	3,000	2,697	3,596	3,000	0%
01-03-0-070	OTHER OPERATING EXPENSES	625	1,827	500	1,360	1,813	500	0%
01-03-0-100	OFFICE SUPPLIES	635	1,062	500	415	553	500	0%
01-03-0-115	MOTOR FUEL & LUBRICANTS	506	25	500	0	0	500	0%
01-03-0-127	OPERATING SUPPLIES	147	192	200	77	103	250	25%
01-03-0-128	GIS EXPENSES	3,940	5,673	2,500	291	388	5,000	100%
01-03-0-155	OFFICE EQUIPMENT	59	201	0	42	57	500	0%
TOTAL		228,114	256,884	223,590	176,512	235,349	235,560	5%
TOTAL PLANNING AND DEVELOPEMENT		228,114	256,884	223,590	176,512	235,349	235,560	5%
VEHICLE MAINTENANCE EXPENSES								

FUND: GENERAL CORPORATE FUND

ACCOUNT NUMBER	ACCOUNT DESCRIPTION	--2019--	--2020--	----- 2021 -----			--2022--	% INC (DEC)
		ACTUAL	ACTUAL	BUDGETED	9 MO. ACTUAL	PROJECTED	REQUESTED BUDGET	
VEHICLE MAINTENANCE								
01-04-0-001	WAGES & LABOR	124,279	221,082	237,012	173,751	231,668	245,000	3%
01-04-0-006	OVERTIME	25,102	15,854	1,000	9,742	12,990	15,000	400%
01-04-0-051	MAINTENANCE & REPAIR EQUIPMENT	0	0	500	0	0	500	0%
01-04-0-052	MAINTENANCE & REPAIR-VEHICLES	2,710	936	1,000	181	241	1,400	40%
01-04-0-070	OPERATING EXPENSES	4,571	10,989	2,000	4,087	5,449	7,681	284%
01-04-0-071	WELDING GASSES	0	0	500	0	0	500	0%
01-04-0-110	CLOTHING & SAFETY EQUIPMENT	5,377	6,863	1,500	6,455	8,606	6,300	320%
01-04-0-115	MOTOR FUEL & LUBRICANTS	2,115	733	1,000	520	694	1,500	50%
01-04-0-127	OPERATING SUPPLIES	99	1,500	0	0	0	1,500	0%
01-04-0-160	OPERATING EQUIPMENT PURCHASES	4,493	0	0	0	0	2,600	0%
TOTAL		168,746	257,957	244,512	194,736	259,648	281,981	15%
TOTAL VEHICLE MAINTENANCE		168,746	257,957	244,512	194,736	259,648	281,981	15%
PUBLIC PROPERTY EXPENSES								
01-05-0-001	MAINTENANCE WAGES	232,152	254,456	254,416	193,825	258,434	263,320	3%
01-05-0-006	OVERTIME	0	70	0	0	0	0	0%
01-05-0-007	PART TIME WAGES	52,527	44,255	28,000	21,816	29,088	28,000	0%
01-05-0-012	ENGINEERING & ARCHITECT FEES	0	660	0	0	0	0	0%
01-05-0-019	CONTRACTED INSPECTOR FEES	43,181	34,827	20,000	24,543	32,724	32,000	60%
01-05-0-020	CONTRACTUAL SERVICES	71,381	63,008	66,300	61,335	81,780	80,000	20%
01-05-0-021	PRINTING	562	942	510	226	302	500	(1%)
01-05-0-023	POSTAGE	250	250	350	0	0	350	0%
01-05-0-025	TRAVEL, TRAINING & MEETING EXP	1,587	1,601	1,700	0	0	1,700	0%
01-05-0-035	DUES, SUBSCRIPTIONS, PUBLICATION	734	577	2,550	93	124	2,000	(21%)
01-05-0-044	UTILITIES-PHONE	6,296	6,428	4,000	2,585	3,447	4,000	0%
01-05-0-045	UTILITIES-POWER & GAS	71,306	64,074	72,000	45,861	61,148	67,000	(6%)
01-05-0-050	MAINTENANCE & REPAIR-BUILDINGS	8,190	47,968	8,500	532	709	7,000	(17%)
01-05-0-051	MAINTENANCE & REPAIR-EQUIPMENT	20,665	8,068	11,050	10,114	13,486	11,000	0%
01-05-0-052	MAINTENANCE & REPAIR-VEHICLES	6,090	3,195	2,500	1,128	1,505	2,000	(20%)
01-05-0-062	RENTAL PAYMENTS	839	138	0	0	0	0	0%
01-05-0-070	OTHER OPERATING EXPENSES	16,153	10,760	11,900	7,679	10,239	10,000	(15%)
01-05-0-071	DEMOLITIONS	36,862	10,790	30,000	7,138	9,518	25,000	(16%)
01-05-0-100	OFFICE SUPPLIES	3,351	3,602	2,550	752	1,002	2,000	(21%)
01-05-0-110	SAFETY EQUIPMENT & SUPPLIES	543	797	1,200	562	749	1,200	0%
01-05-0-115	MOTOR FUEL & LUBRICANTS	1,100	188	2,200	0	0	2,200	0%

FUND: GENERAL CORPORATE FUND

ACCOUNT NUMBER	ACCOUNT DESCRIPTION	--2019-- ACTUAL	--2020-- ACTUAL	BUDGETED	2021 9 MO. ACTUAL	PROJECTED	--2022-- REQUESTED BUDGET	% INC (DEC)
PUBLIC PROPERTY EXPENSES								
01-05-0-121	CLEANING & MAINT SUPPLIES	14,376	11,971	13,175	4,133	5,511	13,000	(1%)
01-05-0-127	OPERATING SUPPLIES	54	26	850	0	0	0	(100%)
01-05-0-150	LAND & BUILDING PURCHASES	421,959	421,959	421,960	421,959	562,612	0	(100%)
01-05-0-151	BUILDING CONSTRUCTION & IMPROV	58,666	22,519	35,000	19,419	25,892	140,000	300%
01-05-0-160	OPERATING EQUIPMENT PURCHASES	0	35,402	0	0	0	0	0%
01-05-0-200	MUD TO PARKS	70	28	0	0	0	0	0%
TOTAL		1,068,894	1,048,559	990,711	823,700	1,098,270	692,270	(30%)
TOTAL PUBLIC PROPERTY		1,068,894	1,048,559	990,711	823,700	1,098,270	692,270	(30%)
INFORMATION TECHNOLOGY EXPENSES								
--- UNDEFINED CODE ---								
01-06-0-001	SALARIES AND WAGES	72,298	3,871	0	0	0	0	0%
01-06-0-006	OVERTIME	0	215	0	0	0	0	0%
01-06-0-020	CONTRACTUAL SERVICES	20,034	138,015	182,700	116,265	155,021	182,700	0%
01-06-0-025	TRAVEL, TRAINING, & MEETING EXP	3,678	8,318	0	6,257	8,343	0	0%
01-06-0-035	DUES, SUBSCRIPTIONS, & PUB	300	0	0	0	0	0	0%
01-06-0-045	UTILITIES	46,830	41,693	48,000	33,561	44,748	48,000	0%
01-06-0-047	SOFTWARE LICENSING	105,254	74,067	100,000	109,492	145,989	117,920	17%
01-06-0-048	MAINT & REPAIR	18,704	21,806	17,500	7,047	9,396	17,500	0%
01-06-0-070	OTHER OPERATING EXPENSES	5,728	12,017	3,500	197	263	3,500	0%
01-06-0-100	OFFICE SUPPLIES	325	191	300	72	97	300	0%
01-06-0-127	OPERATING SUPPLIES	394	0	0	0	0	0	0%
01-06-0-149	HARDWARE	21,231	5,300	0	0	0	0	0%
01-06-0-155	OFFICE EQUIPMENT	552	0	0	0	0	0	0%
01-06-0-160	OPERATING EQUIPMENT PURCHASES	53,612	372	0	0	0	10,000	0%
01-06-0-199	IT SPECIAL PROJECT	30,876	10,384	0	0	0	0	0%
TOTAL --- UNDEFINED CODE ---		379,816	316,249	352,000	272,891	363,857	379,920	7%
TOTAL INFORMATION TECHNOLOGY		379,816	316,249	352,000	272,891	363,857	379,920	7%
TOTAL FUND REVENUES & BEG. BALANCE		22,381,603	24,871,885	17,148,433	12,204,831	16,273,101	20,588,269	20%
TOTAL FUND EXPENSES		7,325,564	7,754,197	7,429,897	5,092,431	6,789,914	7,340,824	(1%)
FUND SURPLUS (DEFICIT)		15,056,039	17,117,688	9,718,536	7,112,400	9,483,187	13,247,445	36%

FUND: EMERGENCY SERV & DISASTER AST

ACCOUNT NUMBER	ACCOUNT DESCRIPTION	--2019-- ACTUAL	--2020-- ACTUAL	----- BUDGETED	2021 9 MO. ACTUAL	----- PROJECTED	--2022-- REQUESTED BUDGET	% INC(DEC)
BEGINNING BALANCE							0	
REVENUES								
02-00-0-300	PROPERTY TAXES	49,898	74,297	75,000	64,923	86,564	75,000	0%
02-00-0-351	INTEREST INCOME	77	119	100	0	0	50	(50%)
TOTAL		49,975	74,416	75,100	64,923	86,564	75,050	0%
TOTAL REVENUES:		49,975	74,416	75,100	64,923	86,564	75,050	0%
EXPENSES								
02-00-0-045	UTILITIES	215	625	0	25	33	500	0%
02-00-0-051	MAINT & REPAIR EQUIPMNT	6,413	7,544	10,000	1,565	2,086	9,500	(5%)
02-00-0-160	OPERATING EQUIPMENT PURCHASES	51,407	38,965	60,000	0	0	60,000	0%
TOTAL		58,035	47,134	70,000	1,590	2,119	70,000	0%
TOTAL		58,035	47,134	70,000	1,590	2,119	70,000	0%
TOTAL FUND REVENUES & BEG. BALANCE		49,975	74,416	75,100	64,923	86,564	75,050	0%
TOTAL FUND EXPENSES		58,035	47,134	70,000	1,590	2,119	70,000	0%
FUND SURPLUS (DEFICIT)		(8,060)	27,282	5,100	63,333	84,445	5,050	0%

DRAFT

FUND: POLICE PROTECTION FUND

ACCOUNT NUMBER	ACCOUNT DESCRIPTION	--2019-- ACTUAL	--2020-- ACTUAL	----- BUDGETED	2021 9 MO. ACTUAL	----- PROJECTED	--2022-- REQUESTED BUDGET	% INC (DEC)
BEGINNING BALANCE							0	
REVENUES								
03-00-0-310	REIMBURSEMENTS	230,222	155,655	275,000	80,490	107,320	150,000	(45%)
03-00-0-315	POLICE CANNABIS TAX	0	1,644	0	0	0	0	0%
03-00-0-331	OTHER DEPARTMENTAL REVENUE	20,141	8,179	45,000	8,385	11,179	10,000	(77%)
03-00-0-332	IMPOUNDMENT OF VEHICLES FEES	81,000	70,500	80,000	26,500	35,333	60,000	(25%)
03-00-0-335	F.T.A. FEES	1,680	47,222	2,500	1,960	2,613	2,500	0%
03-00-0-351	INTEREST INCOME	3,193	1,963	1,000	240	321	500	(50%)
03-00-0-355	STEP GRANT REIMBURSEMENT	48,146	(8,167)	33,152	3,141	4,188	33,186	0%
03-00-0-372	ISP FINGERPRINTING RECEIPTS	1,615	1,745	1,500	545	726	1,500	0%
03-00-0-378	ASSET FORFEITURE	15,670	(2,613)	0	12,905	17,206	5,000	0%
03-00-0-379	PROPERTY ROOM RECEIPTS	95	0	0	370	493	0	0%
03-00-0-381	SPECIAL DRUG ENF RECEIPTS	506	0	500	1,126	1,502	500	0%
03-00-0-382	DUI FUND RECEIPTS	25,280	23,130	15,000	5,534	7,379	15,000	0%
03-00-0-384	POLICE VEHICLE FUND FINES DUI	17,703	5,598	15,000	785	1,047	10,000	(33%)
03-00-0-385	E-CITATION FEES DRUG	1,065	2,198	1,000	257	343	1,000	0%
03-00-0-386	CANNABIS EXCISE TAX	0	0	15,000	0	0	17,500	16%
03-00-0-398	INTERFUND TRANSFERS	0	215	0	0	0	0	0%
TOTAL		446,316	307,269	484,652	142,238	189,650	306,686	(36%)
TOTAL REVENUES:		446,316	307,269	484,652	142,238	189,650	306,686	(36%)
EXPENSES								
03-00-0-001	POLICE SALARIES	4,342,756	4,181,469	3,947,508	3,092,499	4,123,332	4,500,614	14%
03-00-0-002	GRANT OVERTIME	24,007	26,299	33,152	15,076	20,101	33,186	0%
03-00-0-003	CLERICAL WAGES	52,097	148,219	192,790	116,389	155,185	186,747	(3%)
03-00-0-004	TELECOMMUNICATOR SALARIES	843,376	0	0	0	0	0	0%
03-00-0-005	TELECOMMUNICATORS OVERTIME	32,329	0	0	0	0	0	0%
03-00-0-006	OVERTIME	339,368	350,058	250,000	306,090	408,120	250,000	0%
03-00-0-018	ANIMAL CONTROL	32,123	28,752	28,752	21,564	28,752	29,327	1%
03-00-0-020	CONTRACTUAL SERVICES	0	451,263	541,867	371,142	494,856	621,715	14%
03-00-0-021	PRINTING	3,076	4,537	4,000	338	451	4,104	2%
03-00-0-023	POSTAGE	344	1,605	1,200	941	1,254	1,200	0%
03-00-0-025	TRAINING & MEETING EXPENSES	36,830	40,105	35,000	13,009	17,346	85,992	145%
03-00-0-026	RANGE & AMMUNITION	5,257	8,522	7,500	6,406	8,542	7,500	0%
03-00-0-030	CLOTHING ALLOWANCE	74,701	89,189	53,890	52,152	69,536	80,550	49%
03-00-0-035	DUES,SUBSCRIPTIONS&PUBLICATION	23,849	44,002	20,000	7,628	10,170	19,992	0%
03-00-0-045	UTILITIES	45,713	45,981	45,000	30,532	40,709	35,000	(22%)
03-00-0-050	MAINT & REPAIR BUILDINGS	31,817	18,001	13,991	6,565	8,753	10,000	(28%)
03-00-0-051	MAINTENANCE & REPAIR-EQUIPMENT	6,889	11,031	14,885	8,027	10,703	14,880	0%

FUND: POLICE PROTECTION FUND

ACCOUNT NUMBER	ACCOUNT DESCRIPTION	--2019--	--2020--	----- 2021 -----		--2022--	% INC (DEC)	
		ACTUAL	ACTUAL	BUDGETED	9 MO. ACTUAL	PROJECTED		REQUESTED BUDGET
EXPENSES								
03-00-0-052	MAINTENANCE & REPAIR-VEHICLES	69,013	77,925	45,000	32,897	43,863	45,000	0%
03-00-0-053	MAINTENANCE & REPAIR-RADIOS	10,662	10,611	10,000	6,602	8,802	9,996	0%
03-00-0-070	OTHER OPERATING EXPENSES	21,456	15,807	16,000	11,756	15,675	15,996	0%
03-00-0-072	ISP FINGERPRINTING	327	527	600	282	376	600	0%
03-00-0-100	OFFICE SUPPLIES	5,200	5,964	7,500	12,923	17,231	7,500	0%
03-00-0-115	MOTOR FUEL & LUBRICANTS	117,999	114,580	110,000	59,248	78,998	100,000	(9%)
03-00-0-121	CLEANING & MAINT SUPPLIES	3,116	2,017	2,999	1,945	2,593	3,000	0%
03-00-0-127	OPERATING SUPPLIES	3,244	2,824	4,010	2,539	3,385	4,008	0%
03-00-0-149	C.I.E.R.T.	9,314	5,645	0	500	666	4,700	0%
03-00-0-155	OFFICE EQUIPMENT PURCHASES	0	0	0	(125)	(166)	0	0%
03-00-0-160	OPERATING EQUIP PURCHASES	102,880	73,051	0	12,644	16,859	313,310	0%
03-00-0-181	INTERGOV AGREEMENT-MEG	3,371	7,237	0	0	0	0	0%
03-00-0-182	SPECIAL DRUG ENF EXPENSE	189	49	627	0	0	1,000	59%
03-00-0-183	DUI FUND EXPENSES	15,654	6,286	30,000	23,007	30,677	30,000	0%
03-00-0-184	K-9 EXPENSES DRUG	24,130	1,891	4,000	1,035	1,380	3,996	0%
03-00-0-185	POLICE VEHICLE FUND EXP DUI	3,282	7,587	25,000	39,450	52,599	8,000	(68%)
TOTAL		6,284,369	5,781,034	5,445,271	4,253,061	5,670,748	6,427,913	18%
TOTAL		6,284,369	5,781,034	5,445,271	4,253,061	5,670,748	6,427,913	18%
TOTAL FUND REVENUES & BEG. BALANCE		446,316	307,269	484,652	142,238	189,650	306,686	(36%)
TOTAL FUND EXPENSES		6,284,369	5,781,034	5,445,271	4,253,061	5,670,748	6,427,913	18%
FUND SURPLUS (DEFICIT)		(5,838,053)	(5,473,765)	(4,960,619)	(4,110,823)	(5,481,098)	(6,121,227)	23%

FUND: FIRE PROTECTION FUND

ACCOUNT NUMBER	ACCOUNT DESCRIPTION	--2019-- ACTUAL	--2020-- ACTUAL	----- BUDGETED	2021 9 MO. ACTUAL	----- PROJECTED	--2022-- REQUESTED BUDGET	% INC (DEC)
BEGINNING BALANCE							0	
REVENUES								
04-00-0-300	PROPERTY TAXES	11,402	0	0	2,229	2,972	0	0%
04-00-0-304	2% FIRE INSURANCE TAX	43,776	50,372	45,000	1,957	2,610	50,000	11%
04-00-0-310	TAXES FROM GARDENA FIRE DIST.	5,950	6,496	6,500	3,980	5,306	6,500	0%
04-00-0-351	INTEREST INCOME	11,569	15,186	2,500	757	1,010	500	(80%)
04-00-0-355	REIMBURSEMENTS	132,152	39,513	10,000	42,583	56,778	25,000	150%
04-00-0-360	AMBULANCE SERVICE FEES	1,102,651	1,219,364	1,175,000	629,171	838,895	1,250,000	6%
04-00-0-362	MOBILE INTEGRATED HEALTH	0	0	0	950	1,266	1,000	0%
04-00-0-380	MISC. RECEIPTS	13,092	23,631	60,000	820	1,093	10,000	(83%)
04-00-0-383	CPR INCOME	1,590	0	2,000	0	0	0	(100%)
04-00-0-398	INTERFUND TRANSFER	0	0	0	(210)	(279)	0	0%
TOTAL		1,322,182	1,354,562	1,301,000	682,237	909,651	1,343,000	3%
TOTAL REVENUES:		1,322,182	1,354,562	1,301,000	682,237	909,651	1,343,000	3%
EXPENSES								
04-00-0-001	REGULAR SALARIES	3,974,833	4,139,398	3,954,029	3,072,320	4,096,426	4,167,583	5%
04-00-0-006	OVERTIME/SPECIALS	737,056	329,622	200,000	197,043	262,725	225,000	12%
04-00-0-019	CONTRACTUAL SERVICES	0	99,436	151,724	110,409	147,212	118,720	(21%)
04-00-0-020	NORTHERN TAZEWELL FIRE DEPT	74,677	74,984	0	0	0	0	0%
04-00-0-021	PRINTING	600	169	250	0	0	250	0%
04-00-0-023	POSTAGE	150	227	425	55	73	425	0%
04-00-0-025	TRAINING & MEETING EXPENSES	37,695	32,952	18,750	112	149	35,000	86%
04-00-0-026	NEW HIRE TRAINING	92,409	24,784	8,000	21,896	29,194	74,300	828%
04-00-0-030	CLOTHING ALLOWANCE	21,353	21,562	0	0	0	21,563	0%
04-00-0-035	DUES, SUBSCRIPTIONS, PUBLICATION	4,243	3,720	500	1,435	1,913	3,750	650%
04-00-0-040	INSURANCE	141	0	0	0	0	0	0%
04-00-0-045	UTILITIES	41,302	35,954	38,000	19,970	26,626	30,000	(21%)
04-00-0-049	INFORMATION TECHNOLOGY	14,848	23,883	25,000	25,401	33,869	26,500	6%
04-00-0-050	MAINT & REPAIR BUILDINGS	93,858	40,421	15,000	9,605	12,807	25,000	66%
04-00-0-051	MAINTENANCE & REPAIR-EQUIPMENT	18,461	18,726	10,000	8,561	11,414	10,000	0%
04-00-0-052	MAINTENANCE & REPAIR-VEHICLES	144,673	57,971	55,000	46,476	61,968	60,000	9%
04-00-0-053	MAINTENANCE & REPAIR-RADIOS	6,019	5,669	5,000	2,949	3,933	5,000	0%
04-00-0-069	2% FIRE INS TAX EXPENSES	51,708	57,873	45,000	6,290	8,387	50,000	11%
04-00-0-070	OTHER OPERATING EXPENSES	8,345	17,938	5,250	4,223	5,631	10,000	90%
04-00-0-071	FIRE PREVENTION	2,742	3,045	1,750	968	1,291	3,500	100%
04-00-0-072	FIRE INVESTIGATIONS	4,299	3,078	2,000	670	894	3,500	75%
04-00-0-073	MEDICAL TESTS	12,629	5,733	25,000	414	552	25,000	0%
04-00-0-100	OFFICE SUPPLIES	2,107	2,487	2,500	549	732	2,500	0%

FUND: FIRE PROTECTION FUND

ACCOUNT NUMBER	ACCOUNT DESCRIPTION	--2019--	--2020--	----- 2021 -----		--2022--	% INC (DEC)	
		ACTUAL	ACTUAL	BUDGETED	9 MO. ACTUAL	PROJECTED		REQUESTED BUDGET
EXPENSES								
04-00-0-110	CLOTHING SUPPLIES	71,524	28,458	15,000	4,799	6,398	30,900	106%
04-00-0-115	MOTOR FUEL & LUBRICANTS	44,981	42,370	30,000	20,448	27,264	35,000	16%
04-00-0-120	VEHICLE SUPPLIES & ACCESSORIES	971	0	0	0	0	0	0%
04-00-0-121	CLEANING & MAINT BUILDINGS	5,686	7,609	0	0	0	0	0%
04-00-0-127	OPERATING SUPPLIES	7,834	15,525	4,000	8,301	11,068	10,000	150%
04-00-0-128	OPERATING SUPPLIES EMS	58,946	49,211	50,000	33,249	44,332	51,750	3%
04-00-0-160	OPERATING EQUIPMENT PURCHASES	233,595	154,005	0	150	199	127,600	0%
04-00-0-162	RADIO EQUIPMENT PURCHASES	10,570	10,000	0	0	0	0	0%
04-00-0-180	AMBULANCE OVERPAYMENT REFUNDS	10,033	25,006	12,000	29,573	39,430	10,000	(16%)
04-00-0-181	MEDICAL BILLING	46,454	36,423	46,000	3,571	4,761	50,000	8%
04-00-0-182	AMBULANCE MEMORIAL EXPENSE	3,570	2,839	0	0	0	0	0%
TOTAL		5,838,312	5,371,078	4,720,178	3,629,437	4,839,248	5,212,841	10%
TOTAL		5,838,312	5,371,078	4,720,178	3,629,437	4,839,248	5,212,841	10%
TOTAL FUND REVENUES & BEG. BALANCE		1,322,182	1,354,562	1,301,000	682,237	909,651	1,343,000	3%
TOTAL FUND EXPENSES		5,838,312	5,371,078	4,720,178	3,629,437	4,839,248	5,212,841	10%
FUND SURPLUS (DEFICIT)		(4,516,130)	(4,016,516)	(3,419,178)	(2,947,200)	(3,929,597)	(3,869,841)	13%

DRAFT

FUND: SOLID WASTE

ACCOUNT NUMBER	ACCOUNT DESCRIPTION	--2019--	--2020--	----- 2021 -----		--2022--	% INC (DEC)	
		ACTUAL	ACTUAL	BUDGETED	9 MO. ACTUAL	PROJECTED		REQUESTED BUDGET
BEGINNING BALANCE							0	
REVENUES								
05-00-0-351	INTEREST INCOME	5,138	2,396	0	18	24	0	0%
05-00-0-355	REIMBURSEMENTS	2,475	0	2,000	0	0	0	(100%)
05-00-0-380	MISCELLANEOUS RECEIPTS	205,640	148,287	165,000	167,138	222,851	165,000	0%
05-00-0-382	RECYCLING TOTES SALES	106,260	42,295	0	75	99	0	0%
05-00-0-398	INTERFUND TRANSFERS	538	(120)	0	0	0	0	0%
TOTAL		320,051	192,858	167,000	167,231	222,974	165,000	(1%)
TOTAL REVENUES:		320,051	192,858	167,000	167,231	222,974	165,000	(1%)
EXPENSES								
05-00-0-001	LABOR & WAGES	236,056	174,321	145,336	111,052	148,069	218,004	50%
05-00-0-006	OVERTIME	29,767	14,079	5,000	20,370	27,160	15,000	200%
05-00-0-016	CLEANUP	13,860	10,080	20,000	4,200	5,599	10,000	(50%)
05-00-0-017	LANDFILL FEES	449,954	442,826	450,000	367,337	489,783	450,000	0%
05-00-0-018	RECYCLING TIPPING FEES	41,313	51,235	0	4,845	6,459	50,000	0%
05-00-0-030	CLOTHING ALLOWANCE	3,000	1,500	1,500	1,000	1,333	1,500	0%
05-00-0-052	MAINTENANCE & REPAIR-VEHICLES	74,816	70,303	50,135	33,390	44,521	69,200	38%
05-00-0-070	OTHER OPERATING EXPENSES	4,923	12,336	14,810	8,056	10,742	14,200	(4%)
05-00-0-071	CREDIT CARD FEES	10,086	3,965	0	67	89	0	0%
05-00-0-110	CLOTHING & SAFETY EQUIPMENT	611	449	2,000	226	302	2,000	0%
05-00-0-115	MOTOR FUEL & LUBRICANTS	64,366	55,129	30,000	27,517	36,689	60,000	100%
05-00-0-127	OPERATING SUPPLIES	225	0	0	0	0	0	0%
05-00-0-160	OPERATING EQUIPMENT PURCHASES	465,645	68,693	0	860	1,146	0	0%
05-00-0-200	SOLID WASTE TRUCK LOAN	0	138,441	0	0	0	0	0%
05-00-0-201	LOAN INTEREST	3,857	1,963	0	0	0	0	0%
TOTAL		1,398,479	1,045,320	718,781	578,920	771,892	889,904	23%
TOTAL		1,398,479	1,045,320	718,781	578,920	771,892	889,904	23%
TOTAL FUND REVENUES & BEG. BALANCE		320,051	192,858	167,000	167,231	222,974	165,000	(1%)
TOTAL FUND EXPENSES		1,398,479	1,045,320	718,781	578,920	771,892	889,904	23%
FUND SURPLUS (DEFICIT)		(1,078,428)	(852,462)	(551,781)	(411,689)	(548,918)	(724,904)	31%

FUND: MUNICIPAL RETIREMENT FUND

ACCOUNT NUMBER	ACCOUNT DESCRIPTION	--2019--	--2020--	----- 2021 -----		--2022--	% INC (DEC)	
		ACTUAL	ACTUAL	BUDGETED	9 MO. ACTUAL	PROJECTED		REQUESTED BUDGET
BEGINNING BALANCE							0	
REVENUES								
07-00-0-300	PROPERTY TAXES	119,732	118,020	120,000	103,836	138,449	120,000	0%
07-00-0-313	STATE REPLACEMENT TAXES	175,000	0	325,000	0	0	250,000	(23%)
07-00-0-351	INTEREST INCOME	186	175	175	0	0	25	(85%)
07-00-0-355	REIMBURSEMENTS	8,300	8,067	7,500	5,851	7,802	7,500	0%
07-00-0-358	TELECOMMUNICATIONS TAX	25,000	0	25,000	0	0	0	(100%)
07-00-0-398	INTFERFUND TRANSFERS	0	0	0	2,041	2,721	0	0%
TOTAL		328,218	126,262	477,675	111,728	148,972	377,525	(20%)
TOTAL REVENUES:		328,218	126,262	477,675	111,728	148,972	377,525	(20%)
EXPENSES								
07-00-0-010	MUNICIPAL RETIREMENT	352,227	329,613	450,000	274,249	365,666	375,000	(16%)
07-00-0-011	MUNICIPAL RETIREMENT SLEP	0	0	1,200	0	0	0	(100%)
TOTAL		352,227	329,613	451,200	274,249	365,666	375,000	(16%)
TOTAL		352,227	329,613	451,200	274,249	365,666	375,000	(16%)
TOTAL FUND REVENUES & BEG. BALANCE		328,218	126,262	477,675	111,728	148,972	377,525	(20%)
TOTAL FUND EXPENSES		352,227	329,613	451,200	274,249	365,666	375,000	(16%)
FUND SURPLUS (DEFICIT)		(24,009)	(203,351)	26,475	(162,521)	(216,694)	2,525	(90%)

DRAFT

FUND: FIRE PENSION FUND

ACCOUNT NUMBER	ACCOUNT DESCRIPTION	--2019-- ACTUAL	--2020-- ACTUAL	----- BUDGETED	2021 9 MO. ACTUAL	----- PROJECTED	--2022-- REQUESTED BUDGET	% INC(DEC)
BEGINNING BALANCE							0	
REVENUES								
08-00-0-300	PROPERTY TAXES	2,189,630	1,989,408	2,065,733	1,787,443	2,383,258	2,206,678	6%
08-00-0-351	INTEREST INCOME	3,402	2,959	3,000	0	0	500	(83%)
TOTAL		2,193,032	1,992,367	2,068,733	1,787,443	2,383,258	2,207,178	6%
TOTAL REVENUES:		2,193,032	1,992,367	2,068,733	1,787,443	2,383,258	2,207,178	6%
EXPENSES								
08-00-0-010	PAYMENTS TO E P FIRE PENS FUND	2,185,736	2,019,497	2,061,583	2,061,583	2,748,777	2,202,678	6%
08-00-0-020	ACTUARY SERVICES	4,000	4,000	4,150	4,150	5,533	4,300	3%
TOTAL		2,189,736	2,023,497	2,065,733	2,065,733	2,754,310	2,206,978	6%
TOTAL		2,189,736	2,023,497	2,065,733	2,065,733	2,754,310	2,206,978	6%
TOTAL FUND REVENUES & BEG. BALANCE		2,193,032	1,992,367	2,068,733	1,787,443	2,383,258	2,207,178	6%
TOTAL FUND EXPENSES		2,189,736	2,023,497	2,065,733	2,065,733	2,754,310	2,206,978	6%
FUND SURPLUS (DEFICIT)		3,296	(31,130)	3,000	(278,290)	(371,052)	200	(93%)

DRAFT

FUND: POLICE PENSION FUND

ACCOUNT NUMBER	ACCOUNT DESCRIPTION	--2019-- ACTUAL	--2020-- ACTUAL	----- BUDGETED	2021 9 MO. ACTUAL	----- PROJECTED	--2022-- REQUESTED BUDGET	% INC(DEC)
BEGINNING BALANCE							0	
REVENUES								
09-00-0-300	PROPERTY TAXES	2,103,211	2,232,281	2,256,053	1,952,093	2,602,791	2,313,465	2%
09-00-0-351	INTEREST INCOME	3,268	3,321	3,250	0	0	500	(84%)
TOTAL		2,106,479	2,235,602	2,259,303	1,952,093	2,602,791	2,313,965	2%
TOTAL REVENUES:		2,106,479	2,235,602	2,259,303	1,952,093	2,602,791	2,313,965	2%
EXPENSES								
09-00-0-010	PYMNTS TO POLICE PENSION FUND	2,099,064	2,266,567	2,251,903	2,251,903	3,002,537	2,309,165	2%
09-00-0-020	ACTUARY SERVICES	4,000	4,000	4,150	4,150	5,533	4,300	3%
TOTAL		2,103,064	2,270,567	2,256,053	2,256,053	3,008,070	2,313,465	2%
TOTAL		2,103,064	2,270,567	2,256,053	2,256,053	3,008,070	2,313,465	2%
TOTAL FUND REVENUES & BEG. BALANCE		2,106,479	2,235,602	2,259,303	1,952,093	2,602,791	2,313,965	2%
TOTAL FUND EXPENSES		2,103,064	2,270,567	2,256,053	2,256,053	3,008,070	2,313,465	2%
FUND SURPLUS (DEFICIT)		3,415	(34,965)	3,250	(303,960)	(405,279)	500	(84%)

DRAFT

FUND: BOND & INTEREST FUND

ACCOUNT NUMBER	ACCOUNT DESCRIPTION	--2019-- ACTUAL	--2020-- ACTUAL	----- BUDGETED	2021 9 MO. ACTUAL	----- PROJECTED	--2022-- REQUESTED BUDGET	% INC(DEC)
BEGINNING BALANCE							0	
REVENUES								
10-00-0-351	INTEREST INCOME	8,172	6,355	3,000	414	552	500	(83%)
10-00-0-380	MISCELLANEOUS RECEIPTS	0	0	0	0	0	40,000	0%
TOTAL		8,172	6,355	3,000	414	552	40,500	250%
TOTAL REVENUES:		8,172	6,355	3,000	414	552	40,500	250%
EXPENSES								
10-00-0-070	BANK COLLECTION CHARGES	475	475	475	0	0	475	0%
10-00-0-100	SSA EXPENSE	0	0	0	385,840	514,453	40,000	0%
10-00-0-233	2004-C BOND PRINCIPAL	80,000	80,000	85,000	0	0	90,000	5%
10-00-0-241	INTEREST EXPENSE 2004-C	15,600	13,200	10,800	5,400	7,200	8,250	(23%)
TOTAL		96,075	93,675	96,275	391,240	521,653	138,725	44%
TOTAL		96,075	93,675	96,275	391,240	521,653	138,725	44%
TOTAL FUND REVENUES & BEG. BALANCE		8,172	6,355	3,000	414	552	40,500	250%
TOTAL FUND EXPENSES		96,075	93,675	96,275	391,240	521,653	138,725	44%
FUND SURPLUS (DEFICIT)		(87,903)	(87,320)	(93,275)	(390,826)	(521,101)	(98,225)	5%

DRAFT

FUND: STREET & BRIDGE FUND

ACCOUNT NUMBER	ACCOUNT DESCRIPTION	--2019-- ACTUAL	--2020-- ACTUAL	----- BUDGETED	2021 9 MO. ACTUAL	----- PROJECTED	--2022-- REQUESTED BUDGET	% INC (DEC)
BEGINNING BALANCE							0	
REVENUES								
11-00-0-301	ROAD & BRIDGE TAXES-TOWNSHIP	215,945	214,300	215,000	187,950	250,601	215,150	0%
11-00-0-314	TOWNSHIP SHARE REPLACEMENT TAX	21,151	26,798	20,000	16,733	22,311	20,000	0%
11-00-0-345	STREET & CURB OPENING FEES	240	840	500	170	226	500	0%
11-00-0-355	REIMBURSEMENTS	763,272	17,169	25,000	23,769	31,692	25,000	0%
11-00-0-380	MISCELLANEOUS RECEIPTS	3,604	1,950	1,500	910	1,213	1,500	0%
11-00-0-398	INTERFUND TRANSFER	(245,000)	0	0	0	0	0	0%
TOTAL		759,212	261,057	262,000	229,532	306,043	262,150	0%
TOTAL REVENUES:		759,212	261,057	262,000	229,532	306,043	262,150	0%
EXPENSES								
11-00-0-001	WAGES & LABOR	1,141,505	1,130,709	1,174,759	759,403	1,012,538	1,215,000	3%
11-00-0-006	OVERTIME	130,328	119,200	40,000	57,643	76,858	100,000	150%
11-00-0-012	ENGINEERING FEES	16,655	41,775	5,000	12,370	16,494	12,371	147%
11-00-0-020	CONTRACTUAL SERVICES	12,382	9,547	3,000	335	447	6,000	100%
11-00-0-025	TRAVEL, TRAINING & MEETING EXP	854	640	0	60	79	1,080	0%
11-00-0-030	CLOTHING ALLOWANCE	7,000	7,500	7,970	7,500	9,999	8,000	0%
11-00-0-051	MAINTENANCE & REPAIR-EQUIPMENT	0	0	2,000	0	0	0	(100%)
11-00-0-052	MAINTENANCE & REPAIR-VEHICLES	163,054	143,532	90,000	68,605	91,473	100,000	11%
11-00-0-054	MAINT & REPAIR-TRAFFIC SIGNALS	144,102	49,065	45,000	85,616	114,155	80,000	77%
11-00-0-055	MAINT & REPAIR-STORM SEWERS	71,155	98,960	40,000	22,533	30,044	78,700	96%
11-00-0-056	ST. LIGHTING MAINTENANCE	22,009	14,807	30,000	2,108	2,811	10,000	(66%)
11-00-0-057	STREET LIGHT/ SIGNAL LOCATES	13,836	15,447	24,300	4,777	6,370	15,000	(38%)
11-00-0-061	EQUIPMENT RENTAL	17,852	14,477	10,000	17,519	23,359	15,000	50%
11-00-0-070	OTHER OPERATING EXPENSES	46,826	31,082	30,000	13,434	17,912	20,000	(33%)
11-00-0-110	CLOTHING & SAFETY EQUIPMENT	15,247	4,941	8,737	3,817	5,089	5,000	(42%)
11-00-0-115	MOTOR FUEL & LUBRICANTS	74,123	69,316	71,000	33,158	44,211	53,000	(25%)
11-00-0-120	VEHICLE SUPPLIES & ACCESSORIES	65	0	0	0	0	0	0%
11-00-0-122	STREET REPAIR & MAINT SUPPLIES	102,177	241,366	375,000	145,814	194,418	375,000	0%
11-00-0-127	OPERATING SUPPLIES	6,280	2,650	5,000	0	0	5,000	0%
11-00-0-128	CULVERT PURCHASES	3,349	4,335	5,000	4,229	5,638	5,000	0%
11-00-0-129	STREET SIGNS & POSTS	10,225	11,115	13,500	2,499	3,332	10,000	(25%)
11-00-0-135	IEMA/FEMA GRANT EXP	65,660	0	0	0	0	0	0%
11-00-0-160	OPERATING EQUIPMENT PURCHASES	13,000	96,282	0	79,851	106,468	151,040	0%
11-00-0-162	RADIO EQUIPMENT PURCHASES	0	637	0	0	0	0	0%
11-00-0-163	STREET PAVING & RESURFACING	82,219	597,152	60,000	26,972	35,963	60,000	0%
11-00-0-164	CURB & SIDEWALK CONSTRUCTION	10,065	6,730	5,000	0	0	10,000	100%
TOTAL		2,169,968	2,711,265	2,045,266	1,348,243	1,797,658	2,335,191	14%

FUND: STREET & BRIDGE FUND

ACCOUNT NUMBER	ACCOUNT DESCRIPTION	--2019--	--2020--	----- 2021 -----		--2022--	% INC(DEC)	
		ACTUAL	ACTUAL	BUDGETED	9 MO. ACTUAL	PROJECTED		REQUESTED BUDGET
TOTAL		2,169,968	2,711,265	2,045,266	1,348,243	1,797,658	2,335,191	14%
TOTAL FUND REVENUES & BEG. BALANCE		759,212	261,057	262,000	229,532	306,043	262,150	0%
TOTAL FUND EXPENSES		2,169,968	2,711,265	2,045,266	1,348,243	1,797,658	2,335,191	14%
FUND SURPLUS (DEFICIT)		(1,410,756)	(2,450,208)	(1,783,266)	(1,118,711)	(1,491,615)	(2,073,041)	16%

DRAFT

FUND: MUNICIPAL AUDIT FUND

ACCOUNT NUMBER	ACCOUNT DESCRIPTION	--2019-- ACTUAL	--2020-- ACTUAL	----- BUDGETED	2021 9 MO. ACTUAL	----- PROJECTED	--2022-- REQUESTED BUDGET	% INC (DEC)
BEGINNING BALANCE							0	
REVENUES								
12-00-0-300	PROPERTY TAXES	79,823	78,664	70,000	60,578	80,771	55,000	(21%)
12-00-0-351	INTEREST INCOME	124	117	100	0	0	25	(75%)
TOTAL		79,947	78,781	70,100	60,578	80,771	55,025	(21%)
TOTAL REVENUES:		79,947	78,781	70,100	60,578	80,771	55,025	(21%)
EXPENSES								
12-00-0-013	AUDIT FEES	49,700	55,685	70,000	56,565	75,420	60,000	(14%)
TOTAL		49,700	55,685	70,000	56,565	75,420	60,000	(14%)
TOTAL		49,700	55,685	70,000	56,565	75,420	60,000	(14%)
TOTAL FUND REVENUES & BEG. BALANCE		79,947	78,781	70,100	60,578	80,771	55,025	(21%)
TOTAL FUND EXPENSES		49,700	55,685	70,000	56,565	75,420	60,000	(14%)
FUND SURPLUS (DEFICIT)		30,247	23,096	100	4,013	5,351	(4,975)	(75%)

DRAFT

FUND: SEWER CHLORINATION

ACCOUNT NUMBER	ACCOUNT DESCRIPTION	--2019-- ACTUAL	--2020-- ACTUAL	----- BUDGETED	2021 9 MO. ACTUAL	----- PROJECTED	--2022-- REQUESTED BUDGET	% INC(DEC)
BEGINNING BALANCE							0	
REVENUES								
14-00-0-300	PROPERTY TAXES	19,979	19,697	0	0	0	0	0%
14-00-0-351	INTEREST INCOME	31	29	0	0	0	0	0%
TOTAL		20,010	19,726	0	0	0	0	0%
TOTAL REVENUES:		20,010	19,726	0	0	0	0	0%
EXPENSES								
14-00-0-124	CHLORINE PURCHASES	10,821	8,817	0	0	0	0	0%
TOTAL		10,821	8,817	0	0	0	0	0%
TOTAL		10,821	8,817	0	0	0	0	0%
TOTAL FUND REVENUES & BEG. BALANCE		20,010	19,726	0	0	0	0	0%
TOTAL FUND EXPENSES		10,821	8,817	0	0	0	0	0%
FUND SURPLUS (DEFICIT)		9,189	10,909	0	0	0	0	0%

DRAFT

FUND: STREET LIGHTING FUND

ACCOUNT NUMBER	ACCOUNT DESCRIPTION	--2019--	--2020--	----- 2021 -----		--2022--	% INC (DEC)	
		ACTUAL	ACTUAL	BUDGETED	9 MO. ACTUAL	PROJECTED		REQUESTED BUDGET
BEGINNING BALANCE							0	
REVENUES								
16-00-0-300	PROPERTY TAXES	84,818	83,587	85,000	73,564	98,085	85,000	0%
16-00-0-313	STATE REPLACEMENT TAXES	125,000	0	111,000	0	0	50,000	(54%)
16-00-0-351	INTEREST INCOME	131	124	100	0	0	25	(75%)
16-00-0-355	IDOT REIMBURSEMENT	3,464	6,162	3,900	0	0	3,000	(23%)
TOTAL		213,413	89,873	200,000	73,564	98,085	138,025	(30%)
TOTAL REVENUES:		213,413	89,873	200,000	73,564	98,085	138,025	(30%)
EXPENSES								
16-00-0-046	UTILITIES-STREET LIGHTING	193,308	148,466	200,000	69,606	92,808	125,000	(37%)
16-00-0-070	SPECIAL BRIDGE LIGHTING	0	0	0	0	0	10,000	0%
TOTAL		193,308	148,466	200,000	69,606	92,808	135,000	(32%)
TOTAL		193,308	148,466	200,000	69,606	92,808	135,000	(32%)
TOTAL FUND REVENUES & BEG. BALANCE		213,413	89,873	200,000	73,564	98,085	138,025	(30%)
TOTAL FUND EXPENSES		193,308	148,466	200,000	69,606	92,808	135,000	(32%)
FUND SURPLUS (DEFICIT)		20,105	(58,593)	0	3,958	5,277	3,025	0%

DRAFT

FUND: SOCIAL SECURITY

ACCOUNT NUMBER	ACCOUNT DESCRIPTION	--2019-- ACTUAL	--2020-- ACTUAL	----- BUDGETED	2021 9 MO. ACTUAL	----- PROJECTED	--2022-- REQUESTED BUDGET	% INC(DEC)
BEGINNING BALANCE							0	
REVENUES								
17-00-0-313	PERSONAL PROPERTY REPLCMNT TAX	250,000	0	495,000	0	0	495,000	0%
17-00-0-355	REIMBURSEMENTS	5,674	5,137	5,000	3,602	4,802	5,000	0%
TOTAL		255,674	5,137	500,000	3,602	4,802	500,000	0%
TOTAL REVENUES:		255,674	5,137	500,000	3,602	4,802	500,000	0%
EXPENSES								
17-00-0-010	FICA AND MEDICARE CONTRIBUTION	405,693	528,033	500,000	365,474	487,299	500,000	0%
TOTAL		405,693	528,033	500,000	365,474	487,299	500,000	0%
TOTAL		405,693	528,033	500,000	365,474	487,299	500,000	0%
TOTAL FUND REVENUES & BEG. BALANCE		255,674	5,137	500,000	3,602	4,802	500,000	0%
TOTAL FUND EXPENSES		405,693	528,033	500,000	365,474	487,299	500,000	0%
FUND SURPLUS (DEFICIT)		(150,019)	(522,896)	0	(361,872)	(482,497)	0	0%

DRAFT

FUND: WORKERS COMP & LIAB

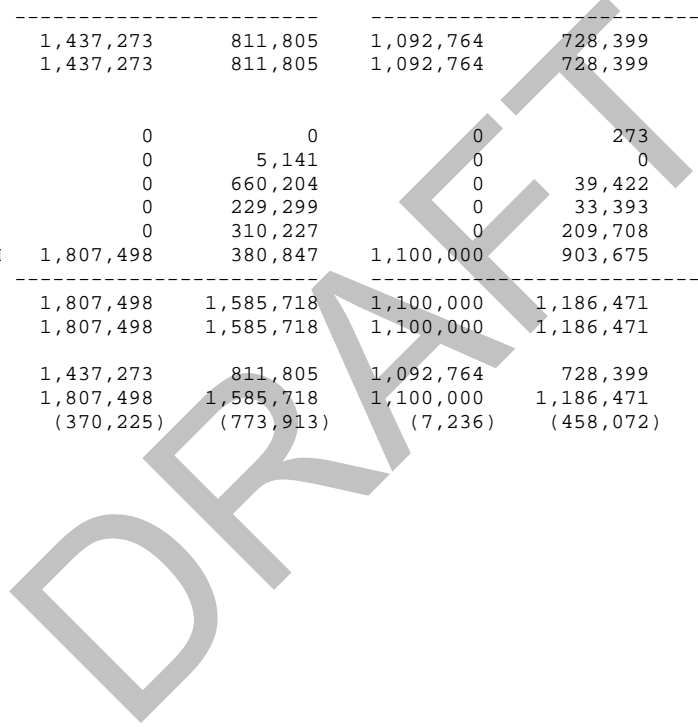
ACCOUNT NUMBER	ACCOUNT DESCRIPTION	--2019-- ACTUAL	--2020-- ACTUAL	----- 2021 -----		--2022-- REQUESTED BUDGET	% INC(DEC)
				BUDGETED	9 MO. ACTUAL		

BEGINNING BALANCE							0
REVENUES							
18-00-0-300	PROPERTY TAXES	801,702	810,600	841,764	728,356	971,141	(18%)
18-00-0-313	STATE REPLACEMENT TAXES	634,326	0	250,000	0	0	55%
18-00-0-351	INTEREST INCOME	1,245	1,205	1,000	0	50	(95%)
18-00-0-355	REIMBURSEMENTS	0	0	0	43	57	0%
18-00-0-358	TELECOMMUNICATION TAX	0	0	0	0	0	0%

TOTAL		1,437,273	811,805	1,092,764	728,399	971,198	34%
TOTAL REVENUES:		1,437,273	811,805	1,092,764	728,399	971,198	34%
EXPENSES							
18-00-0-001	GF WC EXP	0	0	0	273	364	0%
18-00-0-002	ESC WC EXP	0	5,141	0	0	0	0%
18-00-0-003	POLICE WC EXP	0	660,204	0	39,422	52,562	0%
18-00-0-004	FIRE WC EXP	0	229,299	0	33,393	44,524	0%
18-00-0-005	PW WC EXP	0	310,227	0	209,708	279,611	0%
18-00-0-040	WORKERSCOMP & LIAB INS PREMIUM	1,807,498	380,847	1,100,000	903,675	1,204,900	36%

TOTAL		1,807,498	1,585,718	1,100,000	1,186,471	1,581,961	36%
TOTAL		1,807,498	1,585,718	1,100,000	1,186,471	1,581,961	36%

TOTAL FUND REVENUES & BEG. BALANCE		1,437,273	811,805	1,092,764	728,399	971,198	34%
TOTAL FUND EXPENSES		1,807,498	1,585,718	1,100,000	1,186,471	1,581,961	36%
FUND SURPLUS (DEFICIT)		(370,225)	(773,913)	(7,236)	(458,072)	(610,763)	293%



FUND: UNEMPLOYMENT INSURANCE

ACCOUNT NUMBER	ACCOUNT DESCRIPTION	--2019-- ACTUAL	--2020-- ACTUAL	----- BUDGETED	2021 9 MO. ACTUAL	----- PROJECTED	--2022-- REQUESTED BUDGET	% INC (DEC)
BEGINNING BALANCE							0	
REVENUES								
19-00-0-300	PROPERTY TAXES	15,962	15,750	16,000	13,875	18,500	16,000	0%
19-00-0-351	INTEREST INCOME	24	23	25	0	0	25	0%
TOTAL		15,986	15,773	16,025	13,875	18,500	16,025	0%
TOTAL REVENUES:		15,986	15,773	16,025	13,875	18,500	16,025	0%
EXPENSES								
19-00-0-181	UNEMPLOYMENT INSURANCE REIMB	18,330	19,000	100,000	17,274	23,032	20,000	(80%)
TOTAL		18,330	19,000	100,000	17,274	23,032	20,000	(80%)
TOTAL		18,330	19,000	100,000	17,274	23,032	20,000	(80%)
TOTAL FUND REVENUES & BEG. BALANCE		15,986	15,773	16,025	13,875	18,500	16,025	0%
TOTAL FUND EXPENSES		18,330	19,000	100,000	17,274	23,032	20,000	(80%)
FUND SURPLUS (DEFICIT)		(2,344)	(3,227)	(83,975)	(3,399)	(4,532)	(3,975)	(95%)

DRAFT

FUND: EASTSIDE CENTRE

ACCOUNT NUMBER	ACCOUNT DESCRIPTION	--2019--	--2020--	----- 2021 -----		--2022--	% INC (DEC)	
		ACTUAL	ACTUAL	BUDGETED	9 MO. ACTUAL	PROJECTED		REQUESTED BUDGET
BEGINNING BALANCE							0	
REVENUES								
21-00-0-255	TRAINING	11,590	13,074	5,000	6,828	9,103	10,000	100%
21-00-0-258	CONTRIBUTIONS	5,000	0	5,000	0	0	5,000	0%
21-00-0-264	FIELD OUTSIDE RENTAL	60,691	50,774	55,000	47,500	63,333	60,000	9%
21-00-0-266	FITNESS MEMBERSHIPS	193,792	152,453	150,000	55,753	74,338	135,000	(10%)
21-00-0-268	GYM	13,992	14,426	14,000	4,028	5,370	14,000	0%
21-00-0-272	LOCKERS	600	300	0	0	0	0	0%
21-00-0-274	MARTIAL ART FEES	170	10	0	0	0	0	0%
21-00-0-278	MISCELLANEOUS	2,466	2,972	1,000	2,050	2,734	3,000	200%
21-00-0-279	BABYSITTING	144	18	0	0	0	0	0%
21-00-0-281	THERAPY RENTAL	40,266	37,621	44,000	24,226	32,301	43,000	(2%)
21-00-0-282	ADVERTISING INCOME	17,275	11,331	10,000	2,300	3,066	12,500	25%
21-00-0-283	HEALTHCARE DEMENSIONS	27,994	27,575	25,000	5,925	7,901	25,000	0%
21-00-0-284	REIMBURSEMENTS	9,140	21,125	12,000	8,075	10,766	12,000	0%
21-00-0-285	HOUSE OF SPEED/SPORT TRNG RNTL	240	0	0	0	0	0	0%
21-00-0-286	SPECIAL EVENTS-INSIDE RENT	21,040	28,230	20,000	39,940	53,253	60,000	200%
21-00-0-288	VENDING MACHINES	11,028	6,450	5,000	365	487	5,000	0%
21-00-0-292	CONCESSIONS	191,725	174,913	150,000	96,218	128,291	175,000	16%
21-00-0-295	COMMUNICATION LEASE	24,547	16,287	32,000	16,349	21,799	33,000	3%
21-00-0-296	SALES TAX INCOME	15,470	13,635	9,000	7,773	10,364	14,000	55%
21-00-0-351	INTEREST INCOME	5,132	4,597	7,000	34	45	4,500	(35%)
TOTAL		652,302	575,791	544,000	317,364	423,151	611,000	12%
TOTAL REVENUES:		652,302	575,791	544,000	317,364	423,151	611,000	12%
REC BUILDING EXPENSES								
EASTSIDE CENTRE								
21-01-0-001	SALARIES AND WAGES	50,875	51,765	51,700	38,824	51,765	53,500	3%
21-01-0-002	PART-TIME WAGES CONCESSION	35,015	30,252	25,000	15,746	20,995	32,000	28%
21-01-0-003	PART-TIME WAGES	47,665	43,930	38,000	19,644	26,192	40,000	5%
21-01-0-020	CONTRACTS	24,261	21,471	22,000	21,891	29,188	25,000	13%
21-01-0-021	PRINTING	558	380	500	329	439	500	0%
21-01-0-022	ADVERTISING/MARKETING	1,315	568	0	0	0	0	0%
21-01-0-023	POSTAGE	482	12	0	0	0	500	0%
21-01-0-025	TRAVEL, TRAINING, MEETING EXP	1,064	333	500	175	233	500	0%
21-01-0-033	POWER/CILCO - REC BUILDING	22,722	21,022	19,000	10,007	13,342	19,500	2%

FUND: EASTSIDE CENTRE

ACCOUNT NUMBER	ACCOUNT DESCRIPTION	--2019--	--2020--	----- 2021 -----			--2022--	% INC (DEC)
		ACTUAL	ACTUAL	BUDGETED	9 MO. ACTUAL	PROJECTED	REQUESTED BUDGET	
REC BUILDING EXPENSES								
EASTSIDE CENTRE								
21-01-0-036	POWER/CILCO - SIGN	489	481	500	283	377	500	0%
21-01-0-040	INSURANCE - COMPREHENSIVE	32,000	0	32,000	0	0	32,000	0%
21-01-0-050	BUILDING MAINTENANCE SUPPLIES	4,715	5,288	4,000	4,736	6,315	5,000	25%
21-01-0-051	MAINTENANCE - EQUIPMENT	2,367	3,479	500	191	255	2,000	300%
21-01-0-052	MAINTENANCE - VEHICLE	54	0	0	0	0	0	0%
21-01-0-069	SALES TAX EXPENSE	10,059	14,092	9,000	6,372	8,497	12,000	33%
21-01-0-070	MISC. GENERAL	3,117	13,111	1,500	1,478	1,971	3,000	100%
21-01-0-100	OFFICE SUPPLIES	402	470	500	232	310	500	0%
21-01-0-110	UNIFORMS & SAFETY SUPPLIES	672	490	500	359	479	500	0%
21-01-0-118	CONCESSION FOOD/BEVERAGE	96,928	79,394	50,000	46,065	61,421	80,000	60%
21-01-0-121	CLEANING SUPPLIES	490	698	500	515	687	1,000	100%
21-01-0-151	FACILITY IMPROVEMENTS/PTS PROJ	0	424	0	0	0	0	0%
TOTAL EASTSIDE CENTRE		335,250	287,660	255,700	166,847	222,466	308,000	20%
TOTAL REC BUILDING		335,250	287,660	255,700	166,847	222,466	308,000	20%
FITNESS CENTER EXPENSES								
EASTSIDE CENTRE								
21-02-0-001	SALARIES AND WAGES	67,958	69,265	68,000	50,969	67,958	70,000	2%
21-02-0-003	PART-TIME WAGES	88,113	77,017	50,000	37,325	49,766	60,000	20%
21-02-0-005	COMMISSIONS	1,377	2,989	0	4,025	5,366	5,000	0%
21-02-0-020	CONTRACTS	19,665	19,675	18,000	15,920	21,226	20,000	11%
21-02-0-021	PRINTING	58	115	0	0	0	500	0%
21-02-0-022	ADVERTISING/MARKETING	5,247	1,967	2,000	218	291	1,500	(25%)
21-02-0-025	TRAVEL, TRAINING, MEETING EXP	1,077	0	500	0	0	0	(100%)
21-02-0-033	POWER - REC BUILDING	21,658	19,886	19,000	8,823	11,765	19,500	2%
21-02-0-036	POWER - SIGN	489	481	500	252	337	500	0%
21-02-0-050	BUILDING MAINTENANCE SUPPLIES	12,305	4,576	4,000	3,434	4,579	5,000	25%
21-02-0-051	MAINTENANCE - EQUIPMENT	16,913	8,085	6,000	1,045	1,394	5,000	(16%)
21-02-0-054	MAINTENANCE - FITNESS	289	1,352	0	96	129	0	0%
21-02-0-069	SALES TAX EXPENSE	5,524	1	0	0	0	0	0%
21-02-0-070	MISC. GENERAL	8,208	6,742	4,000	3,804	5,072	7,000	75%
21-02-0-071	FITNESS PROGRAMMING	5,095	4,714	1,500	841	1,122	2,000	33%
21-02-0-100	OFFICE SUPPLIES	147	475	500	0	0	500	0%
21-02-0-110	UNIFORMS & SAFETY SUPPLIES	363	248	500	449	599	500	0%
21-02-0-121	CLEANING SUPPLIES	1,762	642	500	413	551	2,000	300%

FUND: EASTSIDE CENTRE

ACCOUNT NUMBER	ACCOUNT DESCRIPTION	--2019-- ACTUAL	--2020-- ACTUAL	----- BUDGETED	2021 9 MO. ACTUAL	----- PROJECTED	--2022-- REQUESTED BUDGET	% INC (DEC)
FITNESS CENTER								
EXPENSES								
EASTSIDE CENTRE								
21-02-0-151	FACILITY IMPROVEMENTS	221	0	0	0	0	0	0%
TOTAL EASTSIDE CENTRE		256,469	218,230	175,000	127,614	170,155	199,000	13%
TOTAL FITNESS CENTER		256,469	218,230	175,000	127,614	170,155	199,000	13%
OUTSIDE OPERATIONS								
EXPENSES								
EASTSIDE CENTRE								
21-03-0-001	SALARIES AND WAGES	25,882	26,335	26,400	19,751	26,335	27,000	2%
21-03-0-003	PART-TIME WAGES	32,280	28,570	20,000	14,045	18,727	25,000	25%
21-03-0-025	TRAVEL, TRAINING, MEETING EXP	474	(100)	250	0	0	0	(100%)
21-03-0-030	POWER/CILCO - BASEBALL	16,372	17,301	10,000	11,583	15,445	17,000	70%
21-03-0-032	POWER/CILCO - PUMP HOUSE	3,620	2,137	2,000	5,038	6,717	2,000	0%
21-03-0-034	POWER/CILCO - SOCCER	4,878	10,334	4,000	7,900	10,533	10,000	150%
21-03-0-035	POWER/CILCO - SOFTBALL	10,213	10,189	9,000	9,917	13,222	10,000	11%
21-03-0-036	POWER/CILCO - SIGN	489	540	500	601	801	500	0%
21-03-0-050	MAINT & REPAIR BUILDINGS	11,045	2,641	4,000	7,677	10,237	4,000	0%
21-03-0-051	MAINTENANCE - EQUIPMENT	4,382	7,690	4,000	713	951	4,000	0%
21-03-0-052	MAINTENANCE - VEHICLE	3,483	1,417	500	575	767	0	(100%)
21-03-0-060	RENTAL	5,576	4,582	3,000	780	1,039	2,500	(16%)
21-03-0-070	MISC. GENERAL	1,988	171	0	0	0	0	0%
21-03-0-110	UNIFORMS & SAFETY SUPPLIES	603	1,072	500	0	0	500	0%
21-03-0-152	GROUNDS MAINTENANCE	26,715	25,100	17,000	18,736	24,982	20,000	17%
21-03-0-201	ESC Backhoe Interest	1,412	914	456	449	599	100	(78%)
21-03-0-231	ESC Backhoe Loan	17,492	17,990	18,450	13,728	18,304	12,500	(32%)
TOTAL EASTSIDE CENTRE		166,904	156,883	120,056	111,493	148,659	135,100	12%
TOTAL OUTSIDE OPERATIONS		166,904	156,883	120,056	111,493	148,659	135,100	12%
TOTAL FUND REVENUES & BEG. BALANCE		652,302	575,791	544,000	317,364	423,151	611,000	12%
TOTAL FUND EXPENSES		758,623	662,773	550,756	405,954	541,280	642,100	16%
FUND SURPLUS (DEFICIT)		(106,321)	(86,982)	(6,756)	(88,590)	(118,129)	(31,100)	360%

FUND: MARINA DEBT SERVICE

ACCOUNT NUMBER	ACCOUNT DESCRIPTION	--2019--	--2020--	----- 2021 -----			--2022--	% INC(DEC)
		ACTUAL	ACTUAL	BUDGETED	9 MO. ACTUAL	PROJECTED	REQUESTED BUDGET	
-----							0	
BEGINNING BALANCE								
REVENUES								
22-00-0-300	INCREMENTAL PROP TAX	772,213	783,499	802,715	703,616	938,154	800,000	0%
22-00-0-351	INTEREST EARNED	0	1,126	1,000	0	0	250	(75%)
22-00-0-398	INTERFUND TRANSFER	0	(640,000)	(648,400)	0	0	(650,000)	0%
TOTAL		772,213	144,625	155,315	703,616	938,154	150,250	(3%)
TOTAL REVENUES:		772,213	144,625	155,315	703,616	938,154	150,250	(3%)
EXPENSES								
22-00-0-239	DIST TO OTHER TAX DIST	133,816	136,024	140,000	0	0	140,000	0%
TOTAL		133,816	136,024	140,000	0	0	140,000	0%
TOTAL		133,816	136,024	140,000	0	0	140,000	0%
TOTAL FUND REVENUES & BEG. BALANCE		772,213	144,625	155,315	703,616	938,154	150,250	(3%)
TOTAL FUND EXPENSES		133,816	136,024	140,000	0	0	140,000	0%
FUND SURPLUS (DEFICIT)		638,397	8,601	15,315	703,616	938,154	10,250	(33%)

DRAFT

FUND: HOTEL-MOTEL TAX

ACCOUNT NUMBER	ACCOUNT DESCRIPTION	--2019--	--2020--	----- 2021 -----		--2022--	% INC (DEC)	
		ACTUAL	ACTUAL	BUDGETED	9 MO. ACTUAL	PROJECTED		REQUESTED BUDGET
BEGINNING BALANCE							0	
REVENUES								
23-00-0-315	HOTEL MOTEL TAXES	829,571	804,534	589,000	331,997	442,663	600,000	1%
23-00-0-350	RENTAL-BUILDING	3,240	3,405	4,000	1,290	1,719	4,000	0%
23-00-0-352	F.O.L. FOUNDATION RECEIPTS	250,489	231,507	300,000	(350)	(466)	275,000	(8%)
23-00-0-353	FLOAT SPONSORSHIP	19,700	20,025	10,000	0	0	20,000	100%
23-00-0-355	REIMBURSEMENTS	7,232	10,984	2,000	795	1,060	2,000	0%
23-00-0-380	MISCELLANEOUS RECEIPTS	4,259	4,321	4,500	0	0	4,500	0%
23-00-0-381	FOLEPI CLASSIC RECEIPTS	9,648	13,505	12,000	0	0	12,000	0%
23-00-0-383	QUEEN CONTEST RECEIPTS	1,390	900	1,500	0	0	1,500	0%
TOTAL		1,125,529	1,089,181	923,000	333,732	444,976	919,000	0%
TOTAL REVENUES:		1,125,529	1,089,181	923,000	333,732	444,976	919,000	0%
EXPENSES								
23-00-0-001	WAGES & LABOR	169,135	164,208	170,000	124,993	166,658	176,000	3%
23-00-0-002	FESTIVAL LABOR	59,609	60,105	65,000	48,434	64,578	70,000	7%
23-00-0-003	PART-TIME ESC MOWING 1/2	29,447	29,452	25,000	22,400	29,867	25,000	0%
23-00-0-004	SPECIAL EVENT LABOR	20,115	16,017	20,000	0	0	20,000	0%
23-00-0-005	FESTIVAL LABOR OVERTIME	605	2,198	2,000	937	1,249	2,000	0%
23-00-0-007	PART-TIME CITY WIDE MOWING	76,228	70,081	90,000	56,981	75,975	95,000	5%
23-00-0-020	CONTRACTS	12,000	28,688	29,000	0	0	29,000	0%
23-00-0-021	PRINTING	1,611	1,805	2,000	944	1,258	3,000	50%
23-00-0-023	POSTAGE	783	79	500	4	6	500	0%
23-00-0-025	TRAVEL, TRAINING & MEETING EXP	536	378	0	650	866	500	0%
23-00-0-035	DUES, SUBSCRIPTIONS & PUBLICAT	311	674	500	127	169	500	0%
23-00-0-044	TELEPHONE EXPENSE	3,391	3,096	3,000	3,264	4,352	3,000	0%
23-00-0-070	MISCELLANEOUS OPERATING EXP	12,591	16,382	10,000	11,076	14,768	15,000	50%
23-00-0-071	BEAUTIFICATION COMMISSION	5,190	4,201	5,000	(314)	(419)	5,000	0%
23-00-0-072	FOL OTHER OPERATING EXP	6,048	4,104	4,000	4,006	5,342	5,000	25%
23-00-0-073	FOL PARADE	73,091	65,668	60,000	50,230	66,973	60,000	0%
23-00-0-074	FOL CITY LIGHTING	3,797	3,450	2,000	2,434	3,245	3,000	50%
23-00-0-076	FOL ENCHANTED FOREST	1,248	1,222	1,500	1,980	2,641	2,000	33%
23-00-0-078	FOL ADVERTISING	19,818	20,928	16,000	15,006	20,008	15,000	(6%)
23-00-0-079	FOL TOURISM/PUBLIC RELATIONS	32,825	37,894	25,000	4,473	5,964	20,000	(20%)
23-00-0-081	FOL CLASSIC	8,090	10,167	8,500	642	856	9,000	5%
23-00-0-083	QUEEN CONTEST	3,287	1,921	2,000	0	0	2,500	25%
23-00-0-100	OFFICE SUPPLIES	129	318	500	358	477	1,000	100%
23-00-0-110	CLOTHING & SAFETY SUPPLIES	16	0	1,000	729	972	1,500	50%
23-00-0-150	WINTER WONDERLAND	96,544	70,895	60,000	46,763	62,351	60,000	0%

FUND: HOTEL-MOTEL TAX

ACCOUNT NUMBER	ACCOUNT DESCRIPTION	--2019--	--2020--	----- 2021 -----		--2022--	% INC(DEC)
		ACTUAL	ACTUAL	BUDGETED	9 MO. ACTUAL	PROJECTED	
EXPENSES							
23-00-0-151	FOL MARKETPLACE	63,377	24,618	25,000	16,062	21,416	20,000 (20%)
23-00-0-152	GROUNDS MAINT-ESC 1/2	41,916	32,874	25,000	11,910	15,880	25,000 0%
23-00-0-153	GROUNDS MAINT-CITY DOWNTOWN	51,831	49,356	40,000	26,311	35,081	40,000 0%
23-00-0-181	CHAMB OF COMMERCE & EDC PROJ	15,400	15,400	15,400	15,400	20,533	15,400 0%
23-00-0-182	CAPITOL IMPROVEMENTS	77,263	270,255	751,580	335,418	447,225	345,000 (54%)
23-00-0-183	TOURISM PROMOTION-WEB SITE	18,376	7,867	8,000	7,091	9,455	8,000 0%
23-00-0-201	TOURISM EXPENSE	53,000	50,000	50,000	37,500	49,999	50,000 0%
TOTAL		957,608	1,064,301	1,517,480	845,809	1,127,745	1,126,900 (25%)
TOTAL		957,608	1,064,301	1,517,480	845,809	1,127,745	1,126,900 (25%)
TOTAL FUND REVENUES & BEG. BALANCE		1,125,529	1,089,181	923,000	333,732	444,976	919,000 0%
TOTAL FUND EXPENSES		957,608	1,064,301	1,517,480	845,809	1,127,745	1,126,900 (25%)
FUND SURPLUS (DEFICIT)		167,921	24,880	(594,480)	(512,077)	(682,769)	(207,900) (65%)

DRAFT

FUND: AMBULANCE FUND

ACCOUNT NUMBER	ACCOUNT DESCRIPTION	--2019-- ACTUAL	--2020-- ACTUAL	----- BUDGETED	2021 9 MO. ACTUAL	----- PROJECTED	--2022-- REQUESTED BUDGET	% INC(DEC)
EXPENSES								
24-00-0-025	MEETING & TRAINING EXP	0	0	0	210	279	0	0%
TOTAL		0	0	0	210	279	0	0%
TOTAL		0	0	0	210	279	0	0%
TOTAL FUND REVENUES & BEG. BALANCE		0	0	0	0	0	0	0%
TOTAL FUND EXPENSES		0	0	0	210	279	0	0%
FUND SURPLUS (DEFICIT)		0	0	0	(210)	(279)	0	0%

DRAFT

FUND: CAMP STREET TIF

ACCOUNT NUMBER	ACCOUNT DESCRIPTION	--2019--	--2020--	----- 2021 -----		--2022--	% INC (DEC)	
		ACTUAL	ACTUAL	BUDGETED	9 MO. ACTUAL	PROJECTED		REQUESTED BUDGET
BEGINNING BALANCE							0	
CAMP STREET TIF REVENUES								
25-00-0-300	INCREMENTAL PROPERTY TAX	2,035,071	2,026,619	2,105,848	1,704,198	2,272,264	2,000,000	(5%)
25-00-0-308	TIF TAXES C	737,555	658,166	523,664	97,145	129,526	400,000	(23%)
25-00-0-349	RENTAL INCOME	572,112	622,939	475,000	345,174	460,232	600,000	26%
25-00-0-350	HOTEL/CONF CENTER LEASE	1,032,120	1,055,040	1,077,960	0	0	1,100,880	2%
25-00-0-351	INTEREST EARNED	6,634	5,359	5,000	298	398	500	(90%)
25-00-0-352	PROPERTY SALES	0	0	20,000	0	0	0	(100%)
25-00-0-355	REIMBURSEMENTS	181,792	0	0	6,859	9,145	0	0%
25-00-0-397	TRANS FROM OTHER FUNDS	0	0	0	0	0	1,347,215	0%
25-00-0-398	INTERFUND LOAN-GAMING	2,500,000	2,515,289	3,238,002	0	0	1,518,085	(53%)
TOTAL		7,065,284	6,883,412	7,445,474	2,153,674	2,871,565	6,966,680	(6%)
TOTAL REVENUES: CAMP STREET TIF		7,065,284	6,883,412	7,445,474	2,153,674	2,871,565	6,966,680	(6%)
CAMP STREET TIF EXPENSES								
25-00-0-012	ENGINEERING FEES	32,204	190,993	120,100	32,863	43,817	100,000	(16%)
25-00-0-014	LEGAL FEES	33,048	12,657	17,500	9,757	13,010	15,000	(14%)
25-00-0-050	MAINTENANCE & REPAIR-BUILDINGS	0	1,372	10,000	10,809	14,413	10,000	0%
25-00-0-070	OTHER OPERATING EXPENSES	66,727	66,450	65,000	64,844	86,459	65,000	0%
25-00-0-073	PROPERTY TAX EXPENSE	422,553	426,503	430,000	438,477	584,636	440,000	2%
25-00-0-160	CONSTRUCTION	0	0	504,735	104,158	138,877	88,000	(82%)
25-00-0-201	CAMP STREET DEBT SERVICE INT	8,205	6,741	5,016	2,804	3,739	3,501	(30%)
25-00-0-202	2012-F BONDS INTEREST(REF02-C)	45,400	34,600	23,400	11,700	15,600	11,800	(49%)
25-00-0-203	2007 BOND INTEREST	848,800	779,900	779,900	389,950	519,933	779,900	0%
25-00-0-205	2016 - C BOND INTEREST	68,957	67,385	36,225	18,112	24,150	0	(100%)
25-00-0-231	CAMP STREET DEBT SERVICE PRINC	55,579	57,043	58,770	29,088	38,784	60,284	2%
25-00-0-232	2012-F BONDS PRINCIPAL(REF02C)	270,000	280,000	290,000	0	0	295,000	1%
25-00-0-233	2007 BONDS PRINCIPAL	1,300,000	0	0	0	0	1,710,000	0%
25-00-0-244	ENGINEER FEES	3,160	0	0	0	0	0	0%
25-00-0-245	2010-A BOND INTEREST	821,323	471,229	556,965	278,482	371,310	511,740	(8%)
25-00-0-246	2010-B BOND INTEREST	738,897	714,915	687,015	343,507	458,010	656,455	(4%)
25-00-0-247	2010-A BOND PRINCIPAL	995,000	1,275,000	1,190,000	0	0	1,235,000	3%
25-00-0-248	2010-B BOND PRINCIPAL	905,000	930,000	955,000	0	0	985,000	3%
25-00-0-249	2016 - C BOND PRINCIPAL	85,000	1,520,000	1,610,000	0	0	0	(100%)
25-00-0-260	BASS PRO BUILDING	0	155	0	0	0	0	0%
TOTAL CAMP STREET TIF		6,699,853	6,834,943	7,339,626	1,734,551	2,312,738	6,966,680	(5%)
TOTAL CAMP STREET TIF		6,699,853	6,834,943	7,339,626	1,734,551	2,312,738	6,966,680	(5%)
TOTAL FUND REVENUES & BEG. BALANCE		7,065,284	6,883,412	7,445,474	2,153,674	2,871,565	6,966,680	(6%)
TOTAL FUND EXPENSES		6,699,853	6,834,943	7,339,626	1,734,551	2,312,738	6,966,680	(5%)
FUND SURPLUS (DEFICIT)		365,431	48,469	105,848	419,123	558,827	0	(100%)

FUND: W. WASHINGTON ST TIF

ACCOUNT NUMBER	ACCOUNT DESCRIPTION	--2019--	--2020--	----- 2021 -----		--2022--	% INC (DEC)	
		ACTUAL	ACTUAL	BUDGETED	9 MO. ACTUAL	PROJECTED		REQUESTED BUDGET
BEGINNING BALANCE							0	
W WASHINGTON ST TIF								
REVENUES								
26-00-0-300	INCREMENTAL PROPERTY TAX	2,662,065	2,561,616	2,794,263	2,479,068	3,305,424	2,700,000	(3%)
26-00-0-304	TIF D TAXES	1,150,189	1,138,371	930,000	448,538	598,051	1,000,000	7%
26-00-0-351	INTEREST EARNED	10,541	13,569	7,000	783	1,044	1,000	(85%)
26-00-0-352	PROPERTY SALES	218,434	69,696	0	0	0	0	0%
26-00-0-355	REIMBURSEMENTS	0	0	0	475	633	0	0%
26-00-0-397	INTERFUND TRANSFER	0	(686,455)	0	0	0	941,216	0%
26-00-0-398	INTERFUND LOAN-GAMING	0	200,711	1,042,400	0	0	0	(100%)
TOTAL		4,041,229	3,297,508	4,773,663	2,928,864	3,905,152	4,642,216	(2%)
TOTAL REVENUES: W WASHINGTON ST TIF		4,041,229	3,297,508	4,773,663	2,928,864	3,905,152	4,642,216	(2%)
EXPENSES								
26-00-0-012	ENGINEERING FEES	1,766	3,123	8,500	0	0	100,000	76%
26-00-0-014	LEGAL FEES	9,204	2,562	8,500	1,162	1,549	8,500	0%
26-00-0-025	TRAVEL, TRAINING & MEETING EXP	1,482	10,459	0	2,353	3,137	0	0%
26-00-0-070	OTHER OPERATING EXPENSES	6,788	26,920	15,000	3,675	4,899	15,000	0%
26-00-0-199	SALES TAX REBATE	1,537,135	1,592,480	1,400,000	1,440,649	1,920,865	1,500,000	7%
26-00-0-201	2012 ABCD BOND INTEREST	303,219	274,671	245,056	122,527	163,370	212,091	(13%)
26-00-0-202	TARGET EXPENSE INTEREST	338,250	338,250	338,250	72,972	97,297	289,731	(14%)
26-00-0-205	2013-B INTEREST (REF 2008)	187,950	167,150	147,000	73,500	97,999	124,800	(15%)
26-00-0-230	MCB LOAN - CAMP ST	572,093	572,093	572,094	572,093	762,791	572,094	0%
26-00-0-231	2012 ABCD BOND PRINCIPAL	1,145,000	1,160,000	1,190,000	0	0	1,225,000	2%
26-00-0-232	2013-B BOND PRINCIPAL	520,000	535,000	555,000	0	0	575,000	3%
26-00-0-233	TARGET PRINCIPAL	0	0	0	0	0	20,000	0%
TOTAL		4,622,887	4,682,708	4,479,400	2,288,931	3,051,907	4,642,216	3%
TOTAL W WASHINGTON ST TIF		4,622,887	4,682,708	4,479,400	2,288,931	3,051,907	4,642,216	3%
TOTAL FUND REVENUES & BEG. BALANCE		4,041,229	3,297,508	4,773,663	2,928,864	3,905,152	4,642,216	(2%)
TOTAL FUND EXPENSES		4,622,887	4,682,708	4,479,400	2,288,931	3,051,907	4,642,216	3%
FUND SURPLUS (DEFICIT)		(581,658)	(1,385,200)	294,263	639,933	853,245	0	(100%)

FUND: WATER & SEWER

ACCOUNT NUMBER	ACCOUNT DESCRIPTION	--2019--	--2020--	----- 2021 -----		--2022--	% INC (DEC)	
		ACTUAL	ACTUAL	BUDGETED	9 MO. ACTUAL	PROJECTED		REQUESTED BUDGET
BEGINNING BALANCE							0	
REVENUES								
50-00-0-351	INTEREST EARNED	45,091	67,327	25,000	5,114	6,819	10,000	(60%)
50-00-0-355	REIMBURSEMENTS	38,222	71,952	15,000	23,526	31,369	25,000	66%
50-00-0-360	WATER SALES BILLED	3,504,052	3,476,601	3,650,000	2,170,871	2,894,495	3,650,000	0%
50-00-0-361	WATER TAP-IN CHARGES	36,389	16,474	30,000	18,522	24,696	30,000	0%
50-00-0-365	WATER ASSESSMENTS	12,440	3,600	10,000	2,400	3,199	10,000	0%
50-00-0-370	SEWER SERVICE BILLED	3,782,075	3,557,895	3,750,000	2,148,511	2,864,682	3,750,000	0%
50-00-0-371	SEWER PERMITS	765	770	1,000	480	639	1,000	0%
50-00-0-372	SEWER CONTRACTOR'S LICENSE	665	1,120	1,000	420	559	1,000	0%
50-00-0-373	SEWER INSPECTION FEES	795	740	1,000	480	639	1,000	0%
50-00-0-374	SEWER ASSESSMENTS	12,030	4,400	12,500	4,400	5,866	12,500	0%
50-00-0-376	SEWER CONNECTION FEE	11,550	5,775	12,500	4,320	5,760	12,500	0%
50-00-0-379	Sewer Capital Fee	1,262,945	1,644,089	2,000,000	1,336,558	1,782,078	2,000,000	0%
50-00-0-380	MISCELLANEOUS RECEIPTS	48,496	28,729	15,000	17,006	22,675	15,000	0%
50-00-0-394	CUSTOMER DEPOSITS	20,400	20,046	15,000	15,700	20,933	15,000	0%
50-00-0-399	PENALTIES BILLED	195,099	191,182	200,000	165,255	220,340	200,000	0%
TOTAL		8,971,014	9,090,700	9,738,000	5,913,563	7,884,749	9,733,000	0%
TOTAL REVENUES:		8,971,014	9,090,700	9,738,000	5,913,563	7,884,749	9,733,000	0%
EXPENSES								
50-00-0-198	WATER & SEWER ADJUSTMENTS	202,079	116,007	100,000	163,745	218,327	100,000	0%
TOTAL		202,079	116,007	100,000	163,745	218,327	100,000	0%
TOTAL		202,079	116,007	100,000	163,745	218,327	100,000	0%
WATER DEPARTMENT EXPENSES								
WATER DEPARTMENT								
50-50-0-001	SALARIES & WAGES	884,308	836,017	830,970	553,356	737,809	937,970	12%
50-50-0-003	CLERICAL SALARIES	72,446	87,602	73,692	81,391	108,522	75,555	2%
50-50-0-006	OVERTIME	105,429	82,439	102,000	45,837	61,116	102,000	0%
50-50-0-007	IMRF	206,748	192,020	225,000	142,549	190,065	225,000	0%
50-50-0-008	ADMIN FEE / ERI	150,000	0	282,000	0	0	282,987	0%
50-50-0-012	ENGINEERING FEES	16,636	18,462	12,750	10,412	13,883	60,000	370%
50-50-0-013	AUDIT FEES	24,000	24,000	24,000	24,000	31,999	24,000	0%
50-50-0-014	ATTORNEY'S FEES	124,451	130,000	130,000	0	0	130,000	0%

FUND: WATER & SEWER

ACCOUNT NUMBER	ACCOUNT DESCRIPTION	--2019--	--2020--	----- 2021 -----		--2022--	% INC (DEC)
		ACTUAL	ACTUAL	BUDGETED	9 MO. ACTUAL	PROJECTED	
WATER DEPARTMENT EXPENSES							
WATER DEPARTMENT							
50-50-0-017	SOCIAL SECURITY	74,500	0	76,000	0	0	76,000 0%
50-50-0-020	CONTRACTUAL SERVICES	72,916	56,993	68,425	28,266	37,688	68,475 0%
50-50-0-021	PRINTING	10,735	12,918	12,325	8,069	10,759	12,000 (2%)
50-50-0-023	POSTAGE	31,624	31,740	27,199	29,094	38,792	40,000 47%
50-50-0-025	TRAVEL, TRAINING & MEETING EXP	5,193	8,529	4,038	493	657	8,000 98%
50-50-0-030	CLOTHING ALLOWANCE	5,000	10,333	10,000	10,110	13,480	10,000 0%
50-50-0-040	INSURANCE	386,840	367,080	320,000	235,980	314,640	350,000 9%
50-50-0-045	UTILITIES-BUILDING & OFFICES	20,325	29,109	17,850	9,074	12,099	20,000 12%
50-50-0-047	UTILITIES-PUMPING	255,697	219,485	229,500	129,735	172,980	229,500 0%
50-50-0-049	INFORMATION TECHNOLOGY	21,538	60,434	42,500	10,060	13,414	42,500 0%
50-50-0-050	MAINTENANCE & REPAIR-BUILDINGS	47,573	53,069	25,500	25,123	33,497	40,000 56%
50-50-0-051	MAINTENANCE & REPAIR-EQUIPMENT	105,545	20,776	65,960	47,808	63,744	70,000 6%
50-50-0-052	MAINTENANCE & REPAIR-VEHICLES	22,765	15,771	21,250	7,708	10,277	15,000 (29%)
50-50-0-061	EQUIPMENT RENTAL	60	717	3,400	61,064	81,418	3,400 0%
50-50-0-070	OTHER OPERATING EXPENSES	16,773	27,158	7,820	3,537	4,716	10,000 27%
50-50-0-071	CREDIT CARD FEES	21,688	22,841	20,000	19,391	25,855	20,000 0%
50-50-0-100	OFFICE SUPPLIES	6,844	4,042	5,100	691	921	2,000 (60%)
50-50-0-110	CLOTHING & SAFETY SUPPLIES	5,321	3,748	4,675	780	1,040	5,000 6%
50-50-0-112	METER PARTS & REPAIRS	350	1,610	1,275	0	0	1,500 17%
50-50-0-115	MOTOR FUEL & LUBRICANTS	55,282	44,144	48,705	26,460	35,280	40,000 (17%)
50-50-0-120	VEHICLE SUPPLIES & ACCESSORIES	220	0	0	0	0	0 0%
50-50-0-121	BUILDING MAINTENANCE SUPPLIES	714	119	1,020	270	360	1,500 47%
50-50-0-123	WATER MAIN REPAIR SUPPLIES	101,365	60,910	80,750	52,125	69,500	75,000 (7%)
50-50-0-124	WATER TREATMENT SUPPLIES	95,903	101,200	59,925	47,936	63,915	75,000 25%
50-50-0-125	METERS	10,540	1,910	10,200	2,524	3,366	10,000 (1%)
50-50-0-126	PIPE & FITTINGS	33,120	43,990	42,500	6,205	8,273	50,000 17%
50-50-0-127	OPERATING SUPPLIES	27,515	3,598	6,375	31,661	42,215	45,000 605%
50-50-0-130	FIRE HYDRANT SUPPLIES	7,364	6,920	17,000	279	372	10,000 (41%)
50-50-0-155	OFFICE EQUIPMENT PURCHASES	2,735	0	5,100	0	0	1,200 (76%)
50-50-0-160	OPERATING EQUIPMENT PURCHASES	10,678	88,100	0	7,347	9,796	10,000 0%
50-50-0-161	AUTOMOTIVE EQUIPMENT PURCHASES	32,102	0	0	6,095	8,127	45,000 0%
50-50-0-170	WATER MAIN CONSTRUCTION	0	17,993	0	8,236	10,981	10,000 0%
50-50-0-180	CLAIMS & JUDGEMENTS	14,222	12,377	10,000	32,874	43,832	10,000 0%
TOTAL WATER DEPARTMENT		3,087,065	2,698,154	2,924,804	1,706,540	2,275,388	3,243,587 10%
TOTAL WATER DEPARTMENT		3,087,065	2,698,154	2,924,804	1,706,540	2,275,388	3,243,587 10%

SEWER DEPARTMENT EXPENSES

FUND: WATER & SEWER

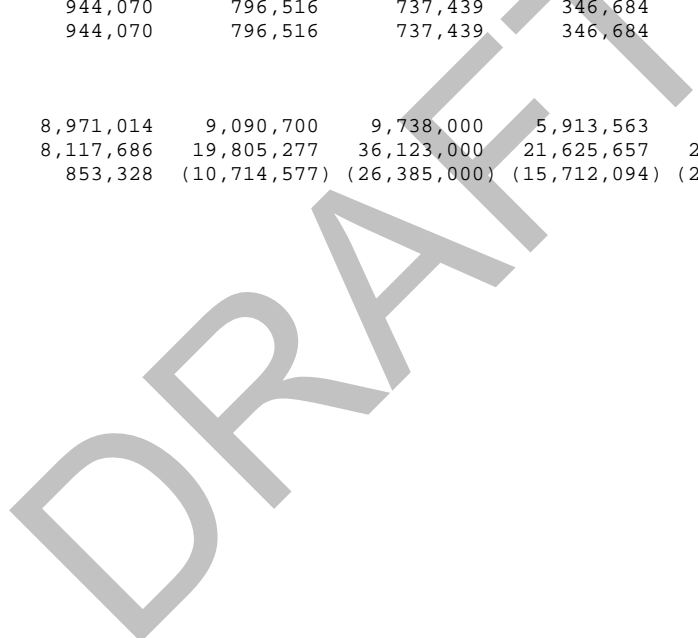
ACCOUNT NUMBER	ACCOUNT DESCRIPTION	--2019--	--2020--	----- 2021 -----		--2022--	% INC (DEC)
		ACTUAL	ACTUAL	BUDGETED	9 MO. ACTUAL	PROJECTED	
SEWER DEPARTMENT							
50-51-0-001	SALARIES & WAGES	712,873	463,180	478,301	287,043	382,725	500,000 4%
50-51-0-003	CLERICAL SALARIES	75,930	56,062	78,588	25,863	34,484	76,590 (2%)
50-51-0-006	OVERTIME	63,165	42,496	48,025	43,043	57,391	65,000 35%
50-51-0-008	ADMIN FEE / ERI	150,000	0	280,000	0	0	280,000 0%
50-51-0-012	ENGINEERING FEES-OPERATIONS	41,400	24,001	38,250	38,750	51,666	38,250 0%
50-51-0-017	SOCIAL SECURITY	55,000	0	55,000	0	0	55,000 0%
50-51-0-025	TRAVEL, TRAINING & MEETING EXP	997	4,819	723	0	0	2,000 176%
50-51-0-035	DUES, SUBSCRIPTIONS & PUBLICATION	8,690	15,566	12,589	23,391	31,188	40,000 217%
50-51-0-040	INSURANCE	248,525	260,050	242,958	167,175	222,900	240,000 (1%)
50-51-0-045	UTILITIES-BUILDING & OFFICES	5,306	4,515	5,432	2,743	3,657	5,000 (7%)
50-51-0-047	UTILITIES-PUMPING	346,665	320,367	313,234	154,505	206,007	300,000 (4%)
50-51-0-050	MAINTENANCE & REPAIR-BUILDINGS	6,869	5,368	5,916	733	977	1,000 (83%)
50-51-0-052	MAINTENANCE & REPAIR-VEHICLES	25,184	11,304	13,787	11,765	15,687	18,000 30%
50-51-0-055	MAINTENANCE & REPAIR-SEWER	269,976	(2)	17,510	1,709	2,279	10,000 (42%)
50-51-0-070	OTHER OPERATING EXPENSES	2,083	4,051	17,000	11,019	14,692	20,000 17%
50-51-0-080	MAINTENANCE & REPAIR-PLANT 1	66,894	57,609	41,820	23,485	31,313	30,000 (28%)
50-51-0-085	MAINTENANCE & REPAIR-PLANT 2	210	0	1	0	0	0 (100%)
50-51-0-086	MAINTENANCE & REPAIR-PLANT 3	18,384	8,294	15,300	1,787	2,383	2,500 (83%)
50-51-0-087	SLUDGE PROCESSING & HANDLING	56,329	84,241	48,280	18,847	25,129	75,000 55%
50-51-0-092	MAINTENANCE & REPAIR-LIFT STAT	84,148	0	40,800	(1,263)	(1,684)	0 (100%)
50-51-0-102	LABORATORY SUPPLIES & EXPENSES	9,322	8,147	8,500	31,903	42,538	40,000 370%
50-51-0-110	CLOTHING & SAFETY EQUIPMENT	8,629	1,603	4,675	282	376	2,500 (46%)
50-51-0-115	MOTOR FUEL & LUBRICANTS	15,785	15,639	13,855	8,067	10,757	12,000 (13%)
50-51-0-127	OTHER OPERATING SUPPLIES	21,436	8,446	12,623	64,720	86,293	80,000 533%
50-51-0-160	OPERATING EQUIPMENT PURCHASES	2,348	843	0	1,228	1,638	50,000 0%
50-51-0-161	AUTOMOTIVE EQUIPMENT PURCHASES	0	105,145	0	0	0	180,000 0%
50-51-0-162	RADIO EQUIPMENT PURCHASES	0	165	0	0	0	0 0%
TOTAL		2,296,148	1,501,909	1,793,167	916,795	1,222,396	2,122,840 18%
TOTAL SEWER DEPARTMENT		2,296,148	1,501,909	1,793,167	916,795	1,222,396	2,122,840 18%
SEWER MAINTENANCE EXPENSES							
50-53-0-001	SALARIES & WAGES	120,436	276,064	305,250	161,317	215,089	220,000 (27%)
50-53-0-006	OVERTIME	17,406	29,201	16,320	14,455	19,273	20,000 22%
50-53-0-017	SOCIAL SECURITY	24,500	0	25,000	0	0	25,000 0%
50-53-0-030	CLOTHING ALLOWANCE	1,000	0	4,500	87	117	1,000 (77%)

FUND: WATER & SEWER

ACCOUNT NUMBER	ACCOUNT DESCRIPTION	--2019--	--2020--	----- 2021 -----		--2022--	% INC (DEC)
		ACTUAL	ACTUAL	BUDGETED	9 MO. ACTUAL	PROJECTED	
SEWER MAINTENANCE EXPENSES							
50-53-0-040	INSURANCE	45,525	23,450	46,200	15,075	20,100	22,000 (52%)
50-53-0-052	MAINT & REPAIR VEHICLES	10,741	12,162	14,110	3,442	4,590	8,000 (43%)
50-53-0-070	OTHER OPERATING EXP	2,993	4,378	2,550	0	0	0 (100%)
50-53-0-092	MAINT & REPAIR LIFT STATIONS	0	57,966	42,500	12,765	17,020	10,000 (76%)
50-53-0-110	CLOTHING & SAFETY EQUIPMENT	566	673	850	76	102	600 (29%)
50-53-0-115	MOTOR FUEL & LUBRICANTS	14,298	13,214	12,750	3,073	4,097	6,000 (52%)
50-53-0-127	OPERATING SUPPLIES	8,339	8,306	6,800	6,381	8,508	8,000 17%
50-53-0-161	OPERATING EQUIPMNT PURCHASE	39,435	26,133	0	0	0	0 0%
50-53-0-162	RADIO EQUIPMNT PURCHASES	0	204	0	0	0	0 0%
50-53-0-201	VACTOR TRUCK LOAN INT	3,942	2,526	1,178	864	1,152	62 (94%)
50-53-0-240	VACTOR TRUCK LOAN PRINC.	76,816	78,231	79,582	52,974	70,633	20,127 (74%)
TOTAL		365,997	532,508	557,590	270,509	360,681	340,789 (38%)
TOTAL SEWER MAINTENANCE		365,997	532,508	557,590	270,509	360,681	340,789 (38%)
RECURRING CAPITAL IMPMNT WATER EXPENSES							
50-55-0-053	MAINT & REPAIR RESERVOIR/TANKS	0	517	0	0	0	0 0%
50-55-0-160	WELL PUMPS,EQPMNT,& INSTRUMNT	0	59,541	0	135	181	405,000 0%
50-55-0-170	WATERMAIN CONSTRUCTION	778	118,830	0	2,722	3,629	405,000 0%
TOTAL		778	178,888	0	2,857	3,810	810,000 0%
TOTAL RECURRING CAPITAL IMPMNT WATER		778	178,888	0	2,857	3,810	810,000 0%
IMPRVMNT & REPLCMNT SEWER EXPENSES							
50-56-0-053	MAINT & REPAIR STRUCTURES	14,597	88,655	10,000	66,255	88,340	250,000 400%
50-56-0-160	SEWER PUMPS,EQPMNT & INSTRUMNT	0	1,781	0	25,952	34,603	530,000 0%
50-56-0-170	SEWER CONSTRUCTION	1,206,952	13,890,859	30,000,000	18,126,320	24,168,427	30,000,000 0%
TOTAL		1,221,549	13,981,295	30,010,000	18,218,527	24,291,370	30,780,000 2%
TOTAL IMPRVMT & REPLCMNT SEWER		1,221,549	13,981,295	30,010,000	18,218,527	24,291,370	30,780,000 2%
BOND & INTEREST ACCT EXPENSES							

FUND: WATER & SEWER

ACCOUNT NUMBER	ACCOUNT DESCRIPTION	--2019--	--2020--	----- 2021 -----		--2022--	% INC(DEC)
		ACTUAL	ACTUAL	BUDGETED	9 MO. ACTUAL	PROJECTED	
BOND & INTEREST ACCT							
50-57-0-070	BANK COLL FEES	475	475	500	475	633	475 (5%)
50-57-0-205	2012-E BOND INT (REF 2002A&B)	24,800	19,000	13,000	0	0	6,600 (49%)
50-57-0-235	2012-E BOND PRINC(REF 02 A&B)	145,000	150,000	160,000	0	0	165,000 3%
50-57-0-250	1998 WASTEWATER IMPV PAYMENT	146,754	0	0	0	0	0 0%
50-57-0-251	2000 MEADOW AVE PLANT PROJ	63,105	63,105	0	0	0	0 0%
50-57-0-253	CILCO LANE/KEAYES AV WATERMAIN	66,112	66,112	66,113	66,112	88,150	66,113 0%
50-57-0-254	WWTP#1RAS STATION	65,107	65,107	65,107	32,553	43,404	65,107 0%
50-57-0-255	CENTENNIAL WTP	245,602	245,602	245,603	122,801	163,734	245,603 0%
50-57-0-256	AUTO METER READ LOAN	187,115	187,115	187,116	124,743	166,325	187,116 0%
TOTAL		944,070	796,516	737,439	346,684	462,246	736,014 0%
TOTAL BOND & INTEREST ACCT		944,070	796,516	737,439	346,684	462,246	736,014 0%
TOTAL FUND REVENUES & BEG. BALANCE		8,971,014	9,090,700	9,738,000	5,913,563	7,884,749	9,733,000 0%
TOTAL FUND EXPENSES		8,117,686	19,805,277	36,123,000	21,625,657	28,834,218	38,133,230 5%
FUND SURPLUS (DEFICIT)		853,328	(10,714,577)	(26,385,000)	(15,712,094)	(20,949,469)	(28,400,230) 7%



FUND: SPECIAL ASSESSMENTS FUND

ACCOUNT NUMBER	ACCOUNT DESCRIPTION	--2019-- ACTUAL	--2020-- ACTUAL	----- BUDGETED	2021 9 MO. ACTUAL	----- PROJECTED	--2022-- REQUESTED BUDGET	% INC(DEC)
BEGINNING BALANCE							0	
REVENUES								
70-00-0-351	INTEREST	3,626	2,828	1,250	144	192	500	(60%)
70-00-0-354	INTEREST ON SPECIAL ASSESSMENT	1,823	0	0	629	839	0	0%
TOTAL		5,449	2,828	1,250	773	1,031	500	(60%)
TOTAL REVENUES:		5,449	2,828	1,250	773	1,031	500	(60%)
TOTAL FUND REVENUES & BEG. BALANCE		5,449	2,828	1,250	773	1,031	500	(60%)
TOTAL FUND EXPENSES		0	0	0	0	0	0	0%
FUND SURPLUS (DEFICIT)		5,449	2,828	1,250	773	1,031	500	(60%)

DRAFT

FUND: MOTOR FUEL TAX

ACCOUNT NUMBER	ACCOUNT DESCRIPTION	--2019-- ACTUAL	--2020-- ACTUAL	----- 2021 -----			--2022-- REQUESTED BUDGET	% INC(DEC)
				BUDGETED	9 MO. ACTUAL	PROJECTED		
BEGINNING BALANCE							0	
REVENUES								
75-00-0-310	MOTOR FUEL TAX ALLOTMENT	595,824	897,763	772,500	405,830	541,107	875,000	13%
75-00-0-351	INTEREST INCOME	6,564	3,866	2,500	439	586	1,000	(60%)
75-00-0-380	MISCELLANEOUS INCOME	0	0	0	514,094	685,459	0	0%
TOTAL		602,388	901,629	775,000	920,363	1,227,152	876,000	13%
TOTAL REVENUES:		602,388	901,629	775,000	920,363	1,227,152	876,000	13%
EXPENSES								
75-00-0-012	ENGINEERING FEES	29,825	37,047	60,000	60,183	80,244	80,000	33%
75-00-0-070	MISCELLANEOUS EXPENSE	0	30	662	0	0	0	(100%)
75-00-0-163	STREET PAVING & RESURFACING	650,223	590,511	700,000	377,585	503,446	795,000	13%
75-00-0-195	INTERFUND TRANSFERS	0	(200,000)	0	0	0	0	0%
TOTAL		680,048	427,588	760,662	437,768	583,690	875,000	15%
TOTAL		680,048	427,588	760,662	437,768	583,690	875,000	15%
TOTAL FUND REVENUES & BEG. BALANCE		602,388	901,629	775,000	920,363	1,227,152	876,000	13%
TOTAL FUND EXPENSES		680,048	427,588	760,662	437,768	583,690	875,000	15%
FUND SURPLUS (DEFICIT)		(77,660)	474,041	14,338	482,595	643,462	1,000	(93%)

DRAFT

FUND: HOUSING GRANTS

ACCOUNT NUMBER	ACCOUNT DESCRIPTION	--2019-- ACTUAL	--2020-- ACTUAL	----- BUDGETED	2021 9 MO. ACTUAL	----- PROJECTED	--2022-- REQUESTED BUDGET	% INC(DEC)
BEGINNING BALANCE							0	
HOUSING GRANTS								
REVENUES								
HOUSING GRANTS REVENUE								
78-00-0-351	INTEREST EARNED	127	93	25	4	6	25	0%
TOTAL HOUSING GRANTS REVENUE		127	93	25	4	6	25	0%
TOTAL REVENUES: HOUSING GRANTS		127	93	25	4	6	25	0%
EXPENSES								
HOUSING GRANTS								
78-00-0-070	MISCELLANEOUS EXPENSE	0	0	1,000	0	0	1,000	0%
TOTAL HOUSING GRANTS		0	0	1,000	0	0	1,000	0%
TOTAL HOUSING GRANTS		0	0	1,000	0	0	1,000	0%
TOTAL FUND REVENUES & BEG. BALANCE		127	93	25	4	6	25	0%
TOTAL FUND EXPENSES		0	0	1,000	0	0	1,000	0%
FUND SURPLUS (DEFICIT)		127	93	(975)	4	6	(975)	0%

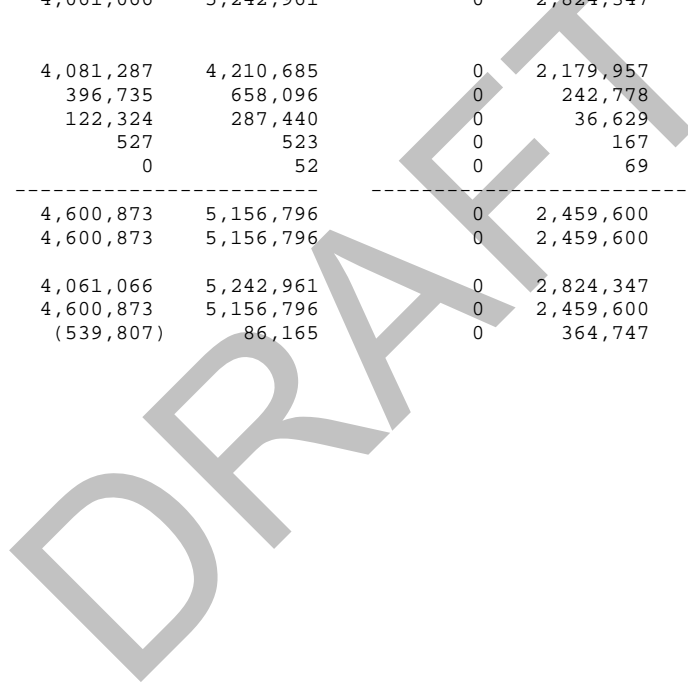
DRAFT

FUND: RIVERBOAT GAMING TAX FUND

ACCOUNT NUMBER	ACCOUNT DESCRIPTION	--2019-- ACTUAL	--2020-- ACTUAL	----- BUDGETED	2021 9 MO. ACTUAL	----- PROJECTED	--2022-- REQUESTED BUDGET	% INC (DEC)
BEGINNING BALANCE							0	
REVENUES								
80-00-0-318	RIVERBOAT GAMING TAXES	4,487,462	4,041,330	2,430,500	715,553	954,070	2,000,000	(17%)
80-00-0-319	VIDEO GAMING - LOCAL SHARE	199,647	223,589	133,900	109,131	145,508	200,000	49%
80-00-0-351	INTEREST INCOME	27,791	20,813	5,000	124	166	500	(90%)
80-00-0-355	REIMBURSEMENTS	4,379	398	648,400	7,186	9,581	650,000	0%
80-00-0-398	INTERFUND TRANSFERS	(2,500,000)	(2,076,000)	(1,670,135)	0	0	(1,518,085)	(9%)
TOTAL		2,219,279	2,210,130	1,547,665	831,994	1,109,325	1,332,415	(13%)
TOTAL REVENUES:		2,219,279	2,210,130	1,547,665	831,994	1,109,325	1,332,415	(13%)
EXPENSES								
80-00-0-070	OTHER OPERATING EXPENSE	15	15	0	0	0	0	0%
80-00-0-130	POLICE	(550)	0	0	0	0	0	0%
80-00-0-162	SOLID WASTE	179,389	0	0	0	0	0	0%
80-00-0-165	CITY OF PEORIA	2,243,731	2,020,619	1,215,250	506,661	675,548	1,000,000	(17%)
TOTAL		2,422,585	2,020,634	1,215,250	506,661	675,548	1,000,000	(17%)
TOTAL		2,422,585	2,020,634	1,215,250	506,661	675,548	1,000,000	(17%)
GENERAL FUND EXPENSES								
80-01-0-025	IT Hardware	53,783	42,173	55,000	29,787	39,716	55,000	0%
80-01-0-150	CITY ADMINISTRATOR'S OFFICE	29,000	0	277,415	0	0	277,415	0%
TOTAL		82,783	42,173	332,415	29,787	39,716	332,415	0%
TOTAL GENERAL FUND		82,783	42,173	332,415	29,787	39,716	332,415	0%
TOTAL FUND REVENUES & BEG. BALANCE		2,219,279	2,210,130	1,547,665	831,994	1,109,325	1,332,415	(13%)
TOTAL FUND EXPENSES		2,505,368	2,062,807	1,547,665	536,448	715,264	1,332,415	(13%)
FUND SURPLUS (DEFICIT)		(286,089)	147,323	0	295,546	394,061	0	0%

FUND: INSURANCE ESCROW RESERVE

ACCOUNT NUMBER	ACCOUNT DESCRIPTION	--2019-- ACTUAL	--2020-- ACTUAL	----- BUDGETED	2021 9 MO. ACTUAL	----- PROJECTED	--2022-- REQUESTED BUDGET	% INC (DEC)
BEGINNING BALANCE							0	
INSURANCE ESCROW RESERVE								
REVENUES								
REVENUE								
85-00-0-309	WC/LIAB PREMIUM	300,000	900,000	0	600,000	799,999	0	0%
85-00-0-310	GROUP INSURANCE PREMIUM	3,618,927	3,435,938	0	2,025,124	2,700,166	0	0%
85-00-0-351	INTEREST EARNED	538	502	0	207	277	0	0%
85-00-0-355	REIMBURSEMENTS/MISC.	141,601	906,521	0	199,016	265,354	0	0%
TOTAL REVENUE		4,061,066	5,242,961	0	2,824,347	3,765,796	0	0%
TOTAL REVENUES: INSURANCE ESCROW RESERVE		4,061,066	5,242,961	0	2,824,347	3,765,796	0	0%
EXPENSES								
EXPENSE								
85-00-0-040	INSURANCE EXPENSE	4,081,287	4,210,685	0	2,179,957	2,906,610	0	0%
85-00-0-041	INSURANCE EXPENSE-WC	396,735	658,096	0	242,778	323,704	0	0%
85-00-0-042	INSURANCE EXPENSE-LIABILITY	122,324	287,440	0	36,629	48,839	0	0%
85-00-0-070	MISC. EXPENSE INSURANCE	527	523	0	167	223	0	0%
85-00-0-071	BANK FEES SS WC/LIAB	0	52	0	69	92	0	0%
TOTAL EXPENSE		4,600,873	5,156,796	0	2,459,600	3,279,468	0	0%
TOTAL INSURANCE ESCROW RESERVE		4,600,873	5,156,796	0	2,459,600	3,279,468	0	0%
TOTAL FUND REVENUES & BEG. BALANCE		4,061,066	5,242,961	0	2,824,347	3,765,796	0	0%
TOTAL FUND EXPENSES		4,600,873	5,156,796	0	2,459,600	3,279,468	0	0%
FUND SURPLUS (DEFICIT)		(539,807)	86,165	0	364,747	486,328	0	0%



FUND: DEPENDENT CARE

ACCOUNT NUMBER	ACCOUNT DESCRIPTION	--2019--	--2020--	----- 2021 -----		--2022--	% INC (DEC)	
		ACTUAL	ACTUAL	BUDGETED	9 MO. ACTUAL	PROJECTED		REQUESTED BUDGET
BEGINNING BALANCE							0	
DEPENDENT CARE REVENUES								
86-00-0-310	DEPENDENT CARE CONTRIBUTION	18,041	11,666	0	1,458	1,944	0	0%
TOTAL		18,041	11,666	0	1,458	1,944	0	0%
TOTAL REVENUES: DEPENDENT CARE		18,041	11,666	0	1,458	1,944	0	0%
EXPENSES								
86-00-0-040	CLAIMS PAID	17,041	9,380	0	395	526	0	0%
TOTAL		17,041	9,380	0	395	526	0	0%
TOTAL DEPENDENT CARE		17,041	9,380	0	395	526	0	0%
TOTAL FUND REVENUES & BEG. BALANCE		18,041	11,666	0	1,458	1,944	0	0%
TOTAL FUND EXPENSES		17,041	9,380	0	395	526	0	0%
FUND SURPLUS (DEFICIT)		1,000	2,286	0	1,063	1,418	0	0%

DRAFT

FUND: UNREIMBURSED MEDICAL

ACCOUNT NUMBER	ACCOUNT DESCRIPTION	--2019-- ACTUAL	--2020-- ACTUAL	----- BUDGETED	2021 9 MO. ACTUAL	----- PROJECTED	--2022-- REQUESTED BUDGET	% INC (DEC)
BEGINNING BALANCE							0	
UNREIMBURSED MEDICAL								
REVENUES								
UNREIMBURSED MEDICAL								
87-00-0-310	CONTRIBUTION	67,429	68,120	0	31,275	41,700	0	0%
87-00-0-351	INTEREST INCOME	343	241	0	14	19	0	0%
TOTAL UNREIMBURSED MEDICAL		67,772	68,361	0	31,289	41,719	0	0%
TOTAL REVENUES: UNREIMBURSED MEDICAL		67,772	68,361	0	31,289	41,719	0	0%
EXPENSES								
UNREIMBURSED MEDICAL								
87-00-0-040	CLAIMS PAID	66,787	67,860	0	29,955	39,940	0	0%
TOTAL UNREIMBURSED MEDICAL		66,787	67,860	0	29,955	39,940	0	0%
TOTAL UNREIMBURSED MEDICAL		66,787	67,860	0	29,955	39,940	0	0%
TOTAL FUND REVENUES & BEG. BALANCE		67,772	68,361	0	31,289	41,719	0	0%
TOTAL FUND EXPENSES		66,787	67,860	0	29,955	39,940	0	0%
FUND SURPLUS (DEFICIT)		985	501	0	1,334	1,779	0	0%

DRAFT

FUND: REVOLVING LOAN FUND

ACCOUNT NUMBER	ACCOUNT DESCRIPTION	--2019-- ACTUAL	--2020-- ACTUAL	----- BUDGETED	2021 9 MO. ACTUAL	----- PROJECTED	--2022-- REQUESTED BUDGET	% INC(DEC)
-----							0	
BEGINNING BALANCE							0	
REVOLVING LOAN								
REVENUES								
REVENUE								
92-00-0-351	CHECKING INTEREST EARNED	10,597	9,899	0	953	1,271	0	0%
92-00-0-355	NOTE RECEIVABLE INTEREST	6,102	4,870	0	3,159	4,212	0	0%

TOTAL REVENUE		16,699	14,769	0	4,112	5,483	0	0%
TOTAL REVENUES: REVOLVING LOAN		16,699	14,769	0	4,112	5,483	0	0%
TOTAL FUND REVENUES & BEG. BALANCE		16,699	14,769	0	4,112	5,483	0	0%
TOTAL FUND EXPENSES		0	0	0	0	0	0	0%
FUND SURPLUS (DEFICIT)		16,699	14,769	0	4,112	5,483	0	0%

DRAFT